
MADRID FACTS AND FIGURES

2024 REPORT | Consolidated data for 2022



MADRID FACTS AND FIGURES

2024 REPORT | Consolidated data for 2022

General Coordination of the Mayor's
General Directorate for Institutional Relations and Business Participation
Strategic Projects and Business Participation Office
Madrid City Council

Legal Deposit No: M-20756-2018

© Madrid City Council. June 2024



Presentation — Madrid in Figures 2024

(2022 data)

I am very proud to present the latest edition of Madrid in Figures, which once again offers an overview of our city. On this occasion, the data is particularly significant as it corresponds to 2022, a crucial year in the post-pandemic recovery process.

The role of major cities has been vital to this process. The largest and most interconnected cities serve as focal points of global integration, home to multinationals, industries and financial centres, and hubs for innovation and transformation in fields such as technology, science, art and culture. They are the driving forces for society in general and the economy in particular, with an indisputable global impact.

The City of Madrid is home to over 3.3 million people, with more than twice as many in its wider metropolitan area. It is not only one of the three most populous cities in Europe but also one of its main economic and cultural centres. Unusually, its large size is not only compatible with the preservation of its distinctive characteristics and traditions but also with excellent quality of life, positioning it in 2022 as the fourth most livable city according to the prestigious Mori Index, and rising two places just a year later. Our life expectancy of over 85 years - the highest in the EU - attests to this.

The data collected for this edition reflect why Madrid is the economic engine of Spain, why it benefits from more than half of this country's foreign investment, and why it was the first city to get its GDP back to pre-pandemic levels. People in Madrid can enjoy an incomparable quality of life at competitive prices, making it a magnet for talent, and internationally recognised and valued by citizens and visitors alike. It also offers a broad range of learning opportunities in different languages that includes all educational stages and excellent business schools, welcoming numerous foreign students every year.

But Madrid has even more to offer, and its figures reflect a vibrant, cosmopolitan and friendly city. It is a major venue for sporting events, with a vast range of cultural and leisure experiences to suit all interests and a rich historical and monumental heritage, exemplified by its UNESCO World Heritage Site 'Landscape of Light'. It is also a hotspot for superb and varied cuisine, and there is no shortage of markets, high-quality shops and traditions. All these factors draw in increasing numbers of visitors each year, with a total of almost 10 million in 2022.

Madrid is a city with outstanding infrastructure and a strong commitment to protecting the environment. With almost 3,000 hours of sunshine a year, the green spaces spread all across the city make it an ideal location for sports and outdoor activities.

As they say, Madrid is the place to be. In short, it is synonymous with a welcoming, warm and world-class city, open to multiple cultures, investment and project development. It is a city full of talent, with excellent infrastructures, legal certainty and political stability. And, above all, it is a city eager to improve and grow.

José Luis Martínez-Almeida Navasqués
Mayor of Madrid

1. Basic Information about Madrid	10
2. Politics and Administration	14
3. Economy and Employment	20
4. Shopping and Trade	30
5. Innovation and Entrepreneurship	32
6. Education	38
7. Culture and Leisure	44

8. Sports	48
9. Tourism	52
10. Environment and Sustainability	58
11. Mobility and Transport	62
12. Health and Social Care	70
13. Safety, Security and Emergency Response	74

Note: The data in the publication are updated for the period 2022.

Madrid in the world

GLOBAL CAPITAL

7th
most magnetic city in Europe and 14th in the world.
—
Mori Global Power City Index 2023

4th
most influential city in Europe and 12th in the world.
—
Kearney, Global Cities Index 2023

7th
best city in Europe and 13th in the world.
—
Resonance. World's Best Cities 2024

QUALITY OF LIFE

1st
European region with the highest life expectancy at birth in 2022.
—
Eurostat 2024

2nd
most liveable city worldwide.
—
Mori Global Power City Index 2023

4th
best city for expats in Europe and 6th worldwide.
—
InterNations Expat City Ranking 2023

3rd
best human capital and lifestyle city in Europe.
—
Financial Times, fDi European Cities and Regions of the Future 2023

CITY THAT ATTRACTS BUSINESS AND TALENT

1st
best meeting and conference destination in the world.
—
World Travel Awards, World's Leading Meeting & Conference Destination

5th
most attractive European city for foreign investment.
—
Financial Times, fDi European Cities and Regions of the Future 2023

3
business school rank in the top 10 in the world in executive education.
—
FT Executive Education Open

CONNECTED AND SUSTAINABLE CITY

3rd
most resilient city to climate change in Europe and 4th in the world.
—
Savills, Climate Resilience Cities 2023

3rd
city in Europe with the best connectivity.
—
Financial Times, fDi European Cities and Regions of the Future 2023

INNOVATIVE CITY

1st
city with the best e-government in the world. LOSI.
—
UN E-Government Survey 2022: The Future of Digital Government

4th
city in Europe with the highest number of startups participating in acceleration programmes.
—
Deep Ecosystem. Startup Heatmap Europe 2023

VIBRANT CITY

2nd
best destination in Europe and 3rd in the world.
—
Euromonitor, Top 100 City Destinations Index 2023

5th
strongest tourism Brand in Europe and 9th in the world.
—
Saffron City Brand Barometer 2022



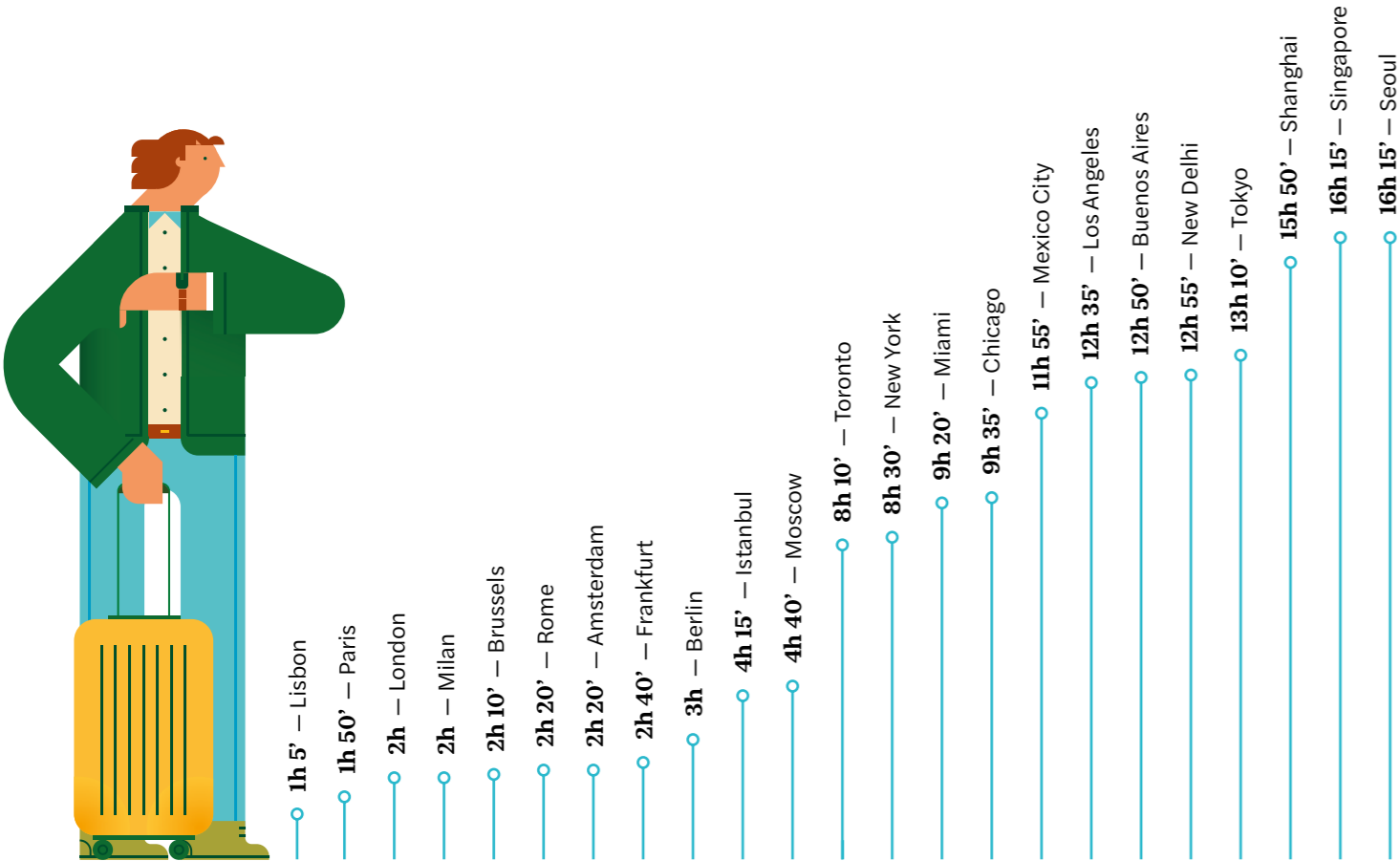
1. Basic Information about Madrid

Landmarks like the Puerta de Alcalá, Palacio de Cibeles, and Retiro green space embody Madrid’s legacy while seamlessly integrating urban architecture and green space. Madrid’s multifacetedness speaks to its heritage while propelling it forward as a thriving global city.

— Saffron, City Brand Barometer

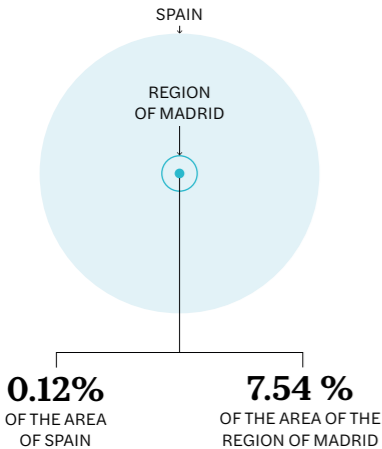
DISTANCE

Estimated flying time from Madrid



AREA

605.7 Km²
is the area of the city of Madrid



LOCATION

40° 24' 43" N
3° 40' 41" W
Coordinates of the city of Madrid

667 m
above sea level

CLIMATE

17 °C
Average annual temperature

22.7 °C
Maximum daily temperature
→ annual average

11.4 °C
Minimum daily temperature
→ annual average



447 mm
Average annual precipitation

56 %
Average relative humidity

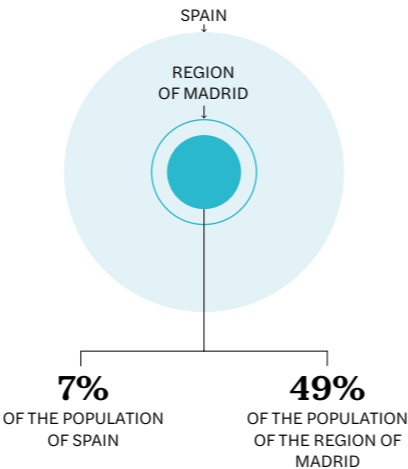
2,896
Hours of sunshine per year

7 h 56'
Hours of sunshine per day
→ daily average

POPULATION

5,514.17 inhab./Km²
population density

3,339,931
inhabitants was the population
of the city of Madrid
→ +1.62% from 2021



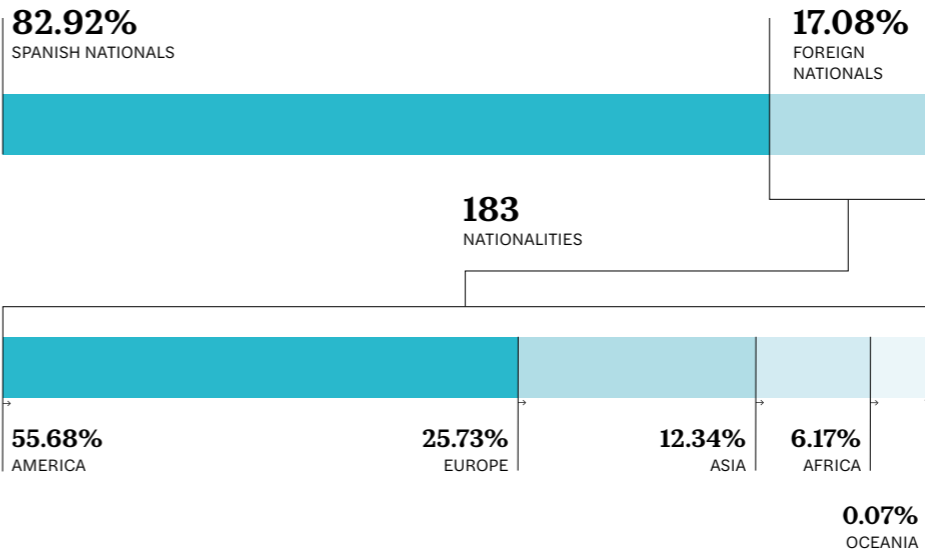
LIFE EXPECTANCY AT BIRTH

85.26 years
is the life expectancy at birth in the city
of Madrid

87.60 years for women
82.46 years for men

01 — Basic Information about Madrid

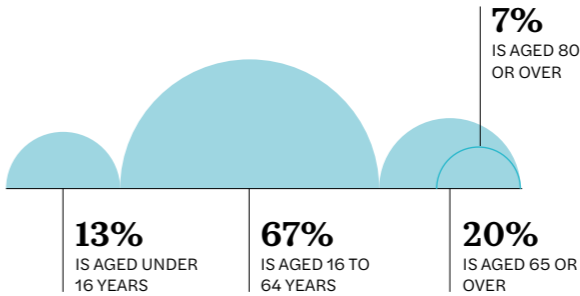
POPULATION BY NATIONALITY



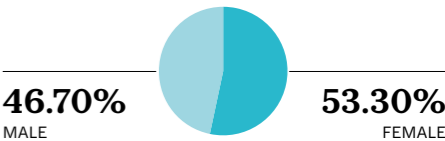
POPULATION BY AGE

44 years
is the average age

59.30%
is the labour force
replacement ratio




POPULATION BY SEX



CHANGES IN RESIDENCE

Domestic Migration

2,714
Net Migration

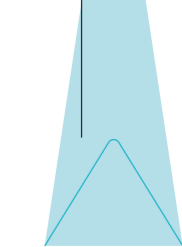


81,640 ●
immigrants

78,926 ○
emigrants

Migraciones exteriores

109,099
Net Migration



144,185 ●
immigrants

35,086 ○
emigrants



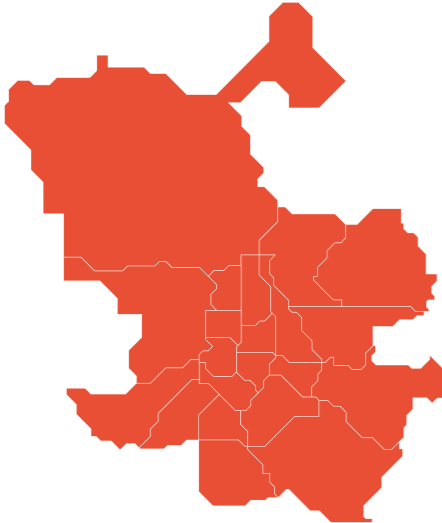
2. Politics and administration

Madrid has been awarded the EU Mission Label for smart and climate-neutral cities by the European Commission. According to the European Commission, the award-winning cities are paving the way for other EU cities to move faster towards a green and digital just transition and are setting an example in inclusive policy design at the municipal level.

TERRITORIAL ORGANISATION

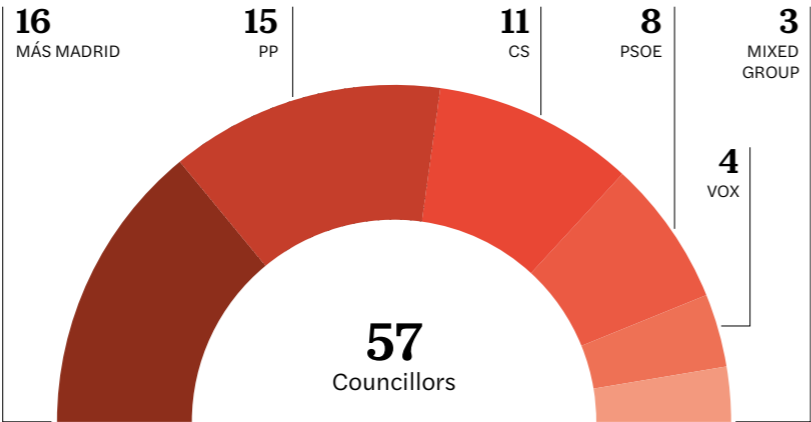
In terms of territory, Madrid is divided into:

21 districts
131 neighbourhoods



MADRID CITY COUNCIL (2019–2023)

5 political parties were represented in Madrid City Council



9 Madrid City Council government departments:

- Deputy Mayor
- Spokesperson, Security and Emergencies
- Culture, Tourism and Sports
- Economy, Innovation and Employment
- Environment and Mobility
- Urban Development
- Finance and Personnel
- Families, Equality and Social Welfare
- Works and Equipment

27,069
municipal employees



COOPERATION AND GLOBAL CITIZENSHIP

46
co-financed projects




13
countries

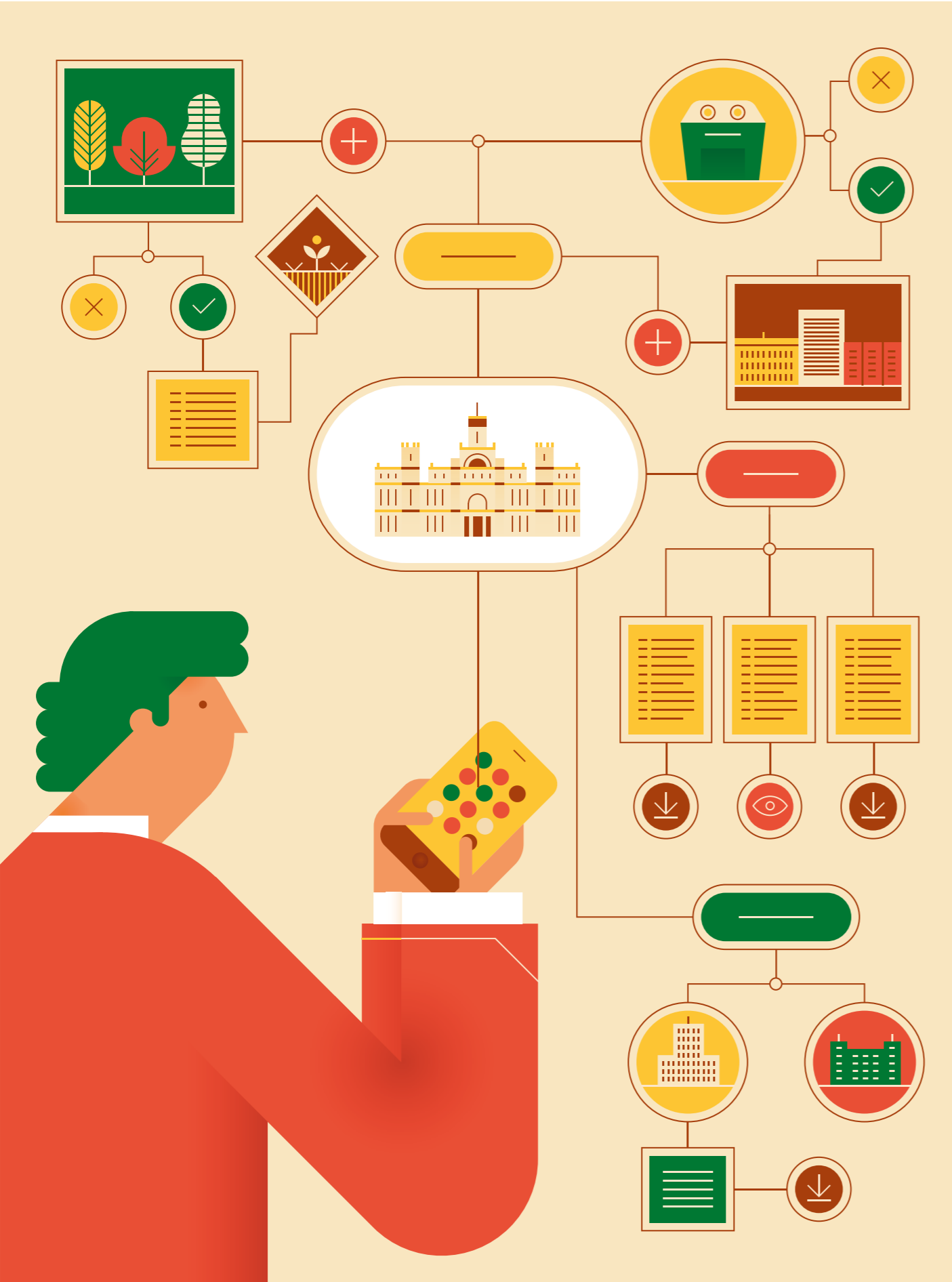


€4.1 M
allocated to humanitarian aid

€66.8 M
invested between 2016-2022

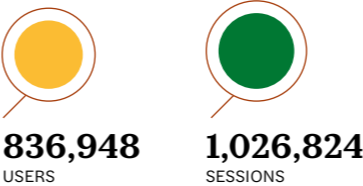
321,560
beneficiaries



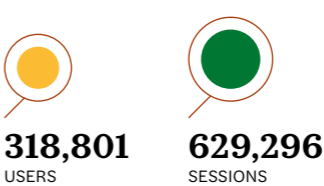


CIVIC PARTICIPATION. TRANSPARENCY AND OPEN DATA

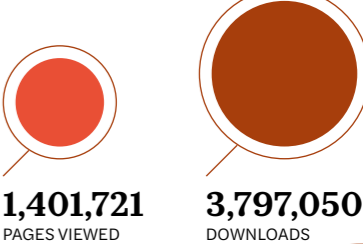
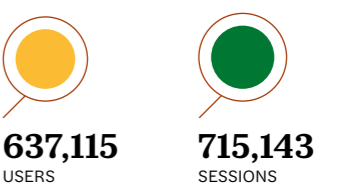
Decide Madrid Platform
Usage Data



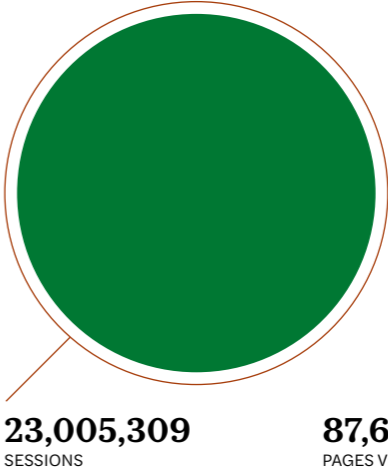
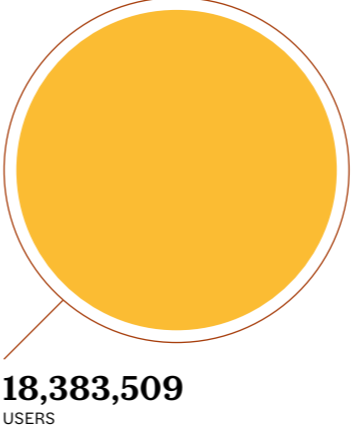
Transparency Portal
Usage Data



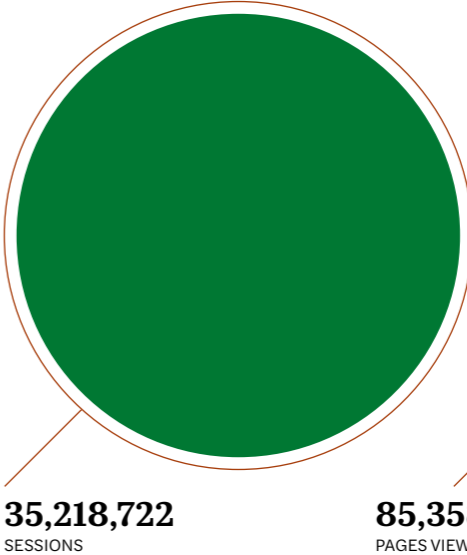
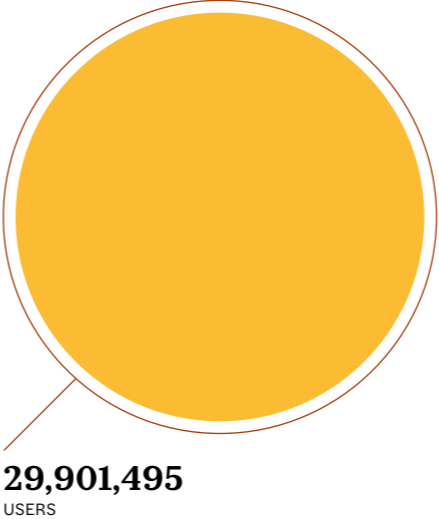
Open Data Portal
Usage Data



E-Services Portal
Usage Data



Municipal Portal
Usage Data



DIGITAL OFFICE

1,454,957
Register entries and exits

1,825,359
Use of the Intermediation Platform

7,036,215
Sports Activities

989,879
Electronic Notifications

2,263,828
Registration Certificates

11,050,135
Electronic identifications

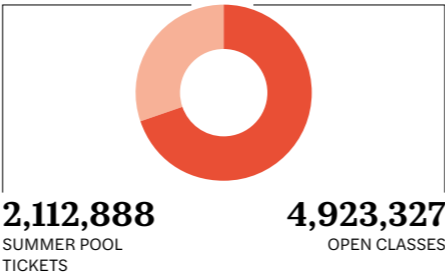
91,116
Issuance of Electronic Certificates

3,546,991
Electronic Signatures

165,035
Downloads of the MADRID
MÓVIL application

197,278
Attention to the Elderly

529,865
Notices



3. Economy and Employment

Beyond the recognition already obtained from international investors, Madrid is now one of the top 10 most attractive cities for investment and business establishment.

— Barnes, Global Property Handbook

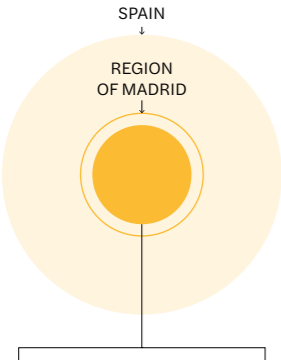
Economy

GROSS DOMESTIC PRODUCT

Gross Domestic Product

€168.913 B

GDP of the city of Madrid
→ +10.68% from 2021



12.55 %
OF SPAIN'S GDP
→ €1,346.377 B

64.54%
OF THE GDP OF THE
REGION OF MADRID
→ €261.713 B

Gross Value Added

€153.41 B

GVA in the city of Madrid

€233.20 B

GVA in the region of Madrid

Gross Domestic Product
Per Capita

€50,573

GDP per capita in the city of Madrid

€38,208

GDP per capita
in the region of
Madrid

€28,012

GDP per capita
national average

GDP by Sector of Activity
in the City of Madrid

86.90%
SERVICES

9.16%
MINING, INDUSTRY
AND ENERGY

3.91%
CONSTRUCTION

0.03%
AGRICULTURE AND
LIVESTOCK FARMING



City of Madrid Services Sector
GDP Breakdown

26.64%

TRADE, TRANSPORT AND
HOSPITALITY

22.37%

PUBLIC ADMINISTRATION,
EDUCATION AND HEALTH

18.29%

PROFESSIONAL,
SCIENTIFIC AND
TECHNICAL
ACTIVITIES

12.53%

INFORMATION AND
COMMUNICATIONS

11.19%

REAL ESTATE ACTIVITIES

8.99%

FINANCIAL AND INSURANCE ACTIVITIES



CONSUMER PRICE INDEX

107.5

Consumer Price Index (CPI)
in the region of Madrid
→ 7.6% annual change



ECONOMIC INDICATORS

126.1

Harmonised Business
Confidence Index
in the region of Madrid

127.7

Harmonised Business
Confidence Index
in the city of Madrid

8.3

Business Climate Indicator
in the city of Madrid

144.6

Retail Trade Index
in the region of Madrid

113.2

Industrial Production
Index in the region of Madrid

AVERAGE ANNUAL HOUSEHOLD EXPENDITURE


€35,115

average annual household
expenditure in the city of Madrid

€14,900

average annual expenditure
per person in the city of Madrid





FOREIGN TRADE

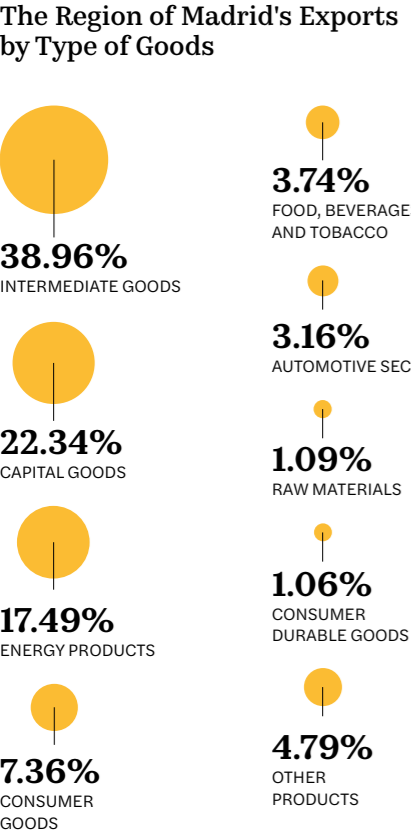
Exports

€59.08 B

export volume in the region of Madrid
→ +46.35% from 2021

15.2%

of Spain's total export volume
→ €389.21 B



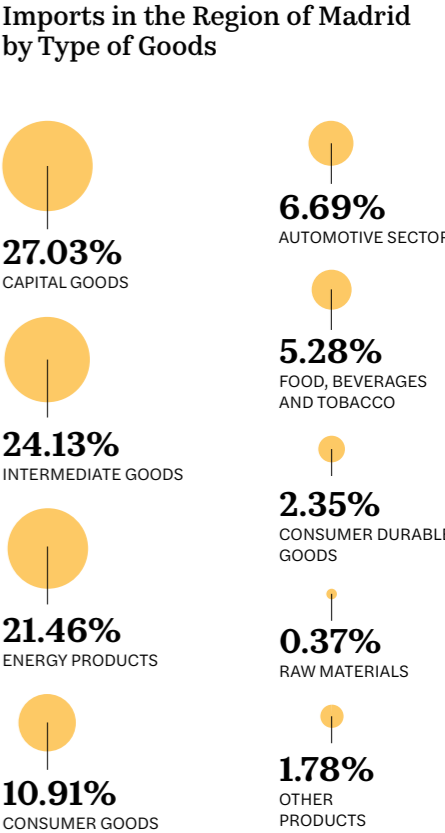
Imports

€110.618 B

import volume in the region of Madrid
→ +33.40% from 2021

24.19%

of Spain's total import volume
→ €457.32 B





FOREIGN INVESTMENT

Foreign Investment by the Region of Madrid

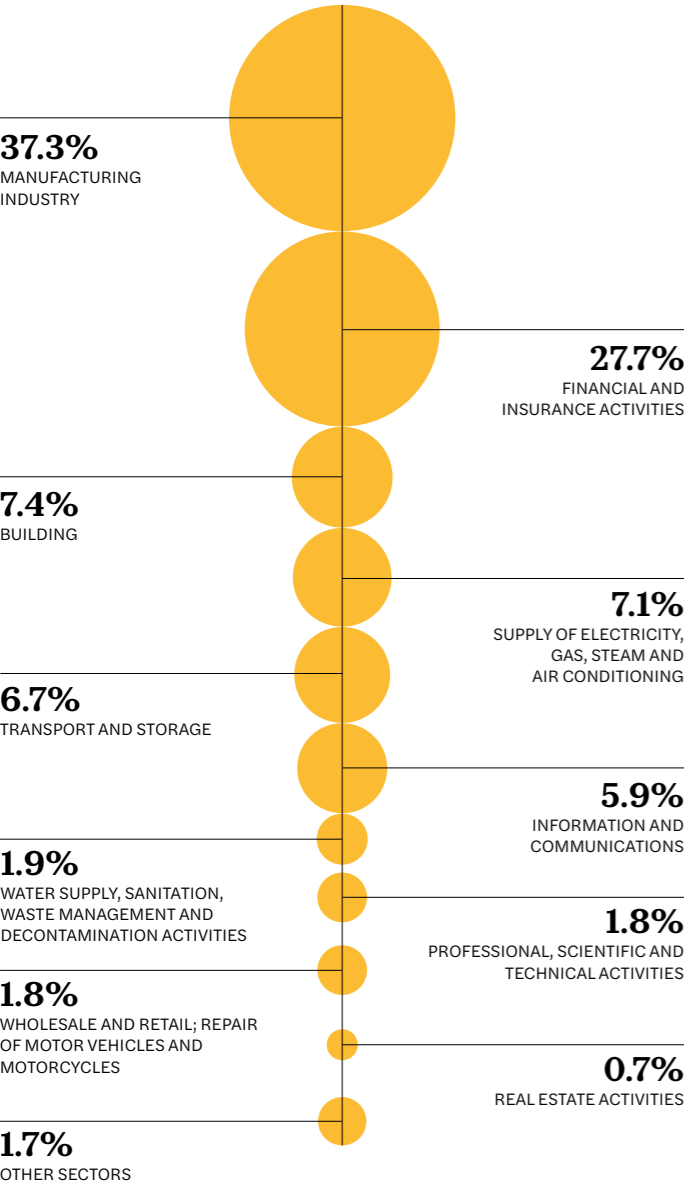
€20.245 B

invested abroad by the region of Madrid
→ +11.64% from 2021

72.65%

of Spain's total foreign investment
→ €27.86 B

Foreign investment in the Region of Madrid by economic sector



Foreign Investment Received in the Region of Madrid

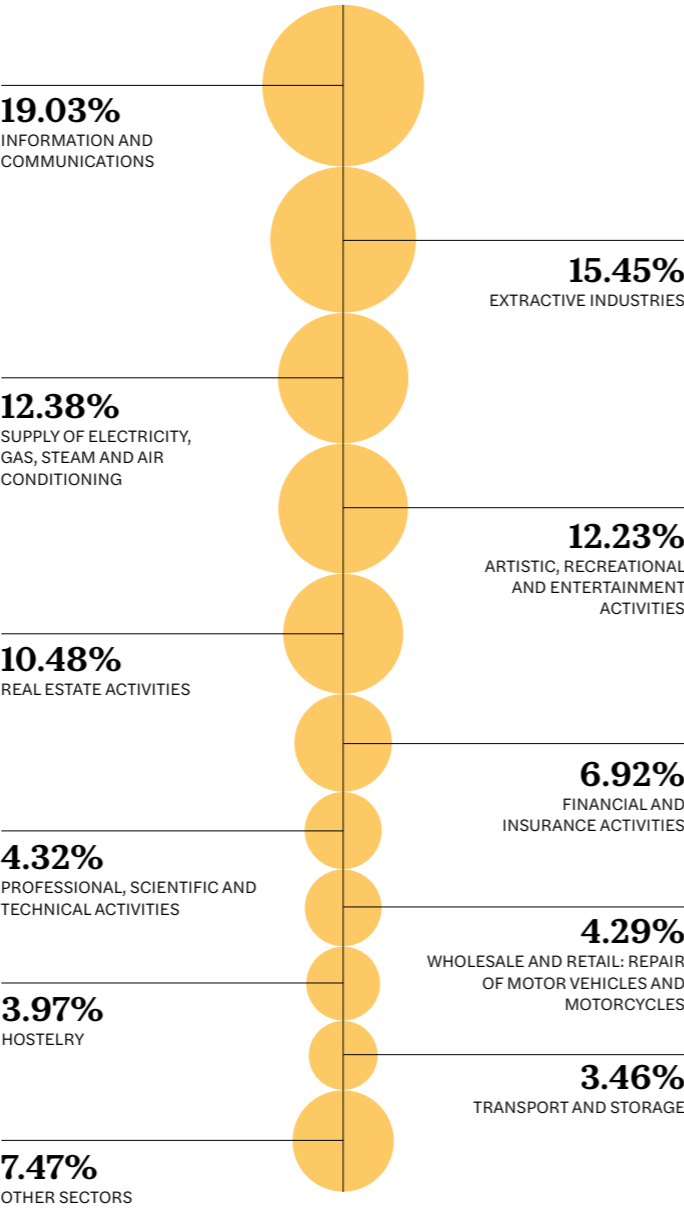
€17.401 B

of foreign direct investment (FDI) received in the region of Madrid
→ -20.36% from 2021

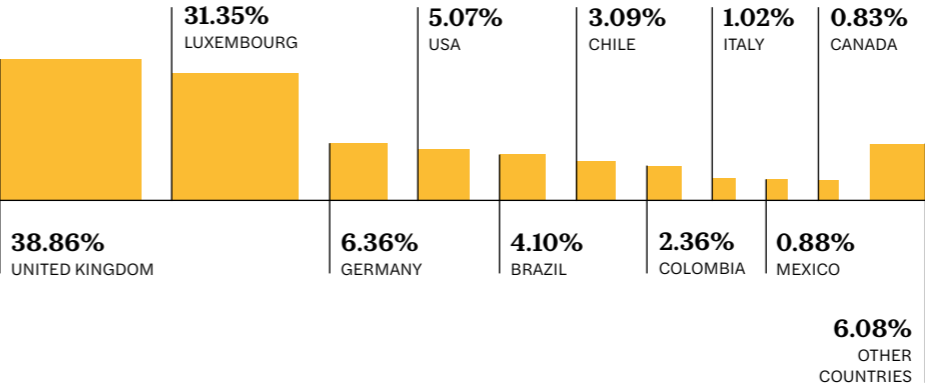
50.64%

of all FDI received in Spain
→ €34.36 B

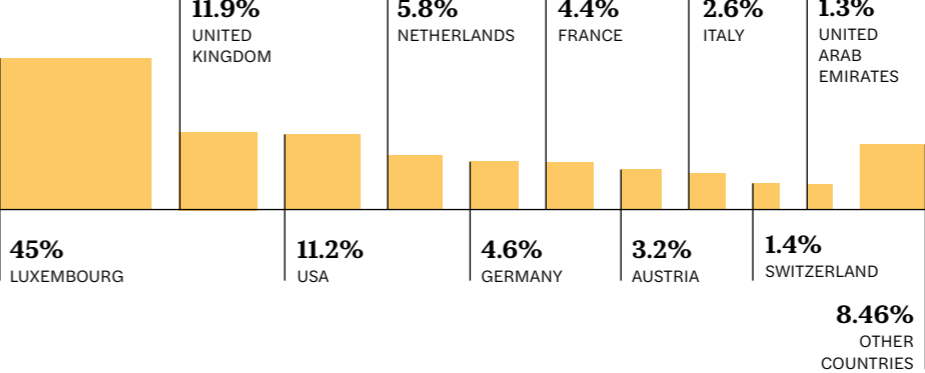
Foreign Investment in the Region of Madrid by Economic Sector



Foreign Investment by the Region of Madrid by Country of Destination



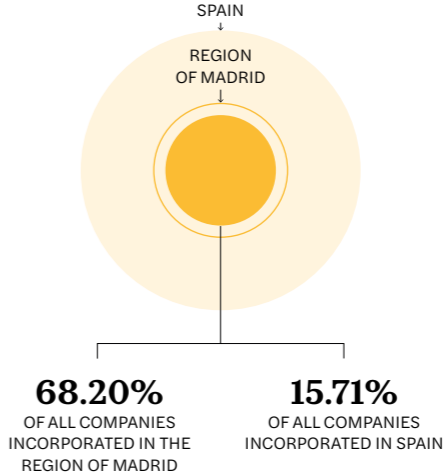
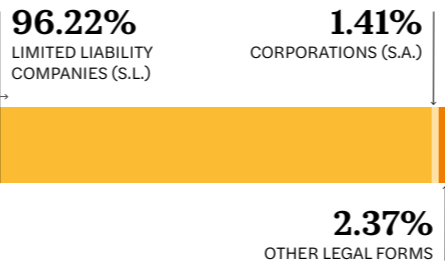
Foreign Investment in the Region of Madrid by Country of Origin



NEW COMPANIES

15,575

companies incorporated in the city of Madrid
→ -2.1% from 2021



COMPANIES

558,607

active companies in the region of Madrid
→ +2.12 from 2021

16.28%

of all companies in Spain
→ 3,430,663

321,340

active companies in the city of Madrid
→ +2.33 from 2021

9.37%

of all companies in Spain
→ 3,430,663


Companies Listed on the IBEX-35

18

companies headquartered in the city of Madrid

23

companies headquartered in the region of Madrid



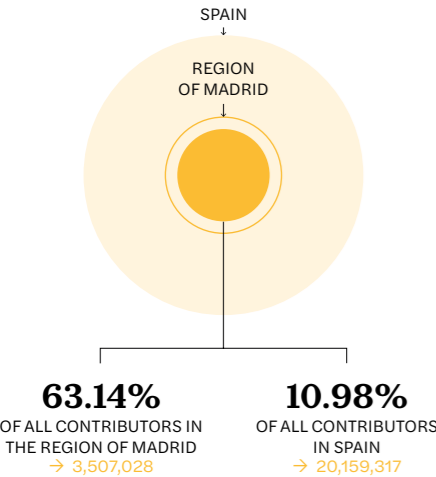
Employment

OVERVIEW OF THE LABOUR MARKET

Workers in the City of Madrid

Social Security Contributors

2,214,250
social security contributors
in the city of Madrid
→ 13 January 2023




Social Security Contributors in Madrid by Type of Employment

→ 13 January 2023

1,942,764
contributors to the General Scheme
(paid employed workers)

198,687
contributors to the
Self-Employed Scheme

72,795
contributors to other schemes



Contracts Signed with a Workplace in the City of Madrid

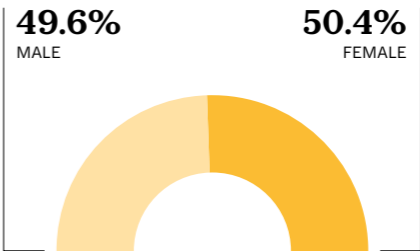
1,547,251
contracts signed with a workplace
in the city of Madrid

699,901
open-ended contracts

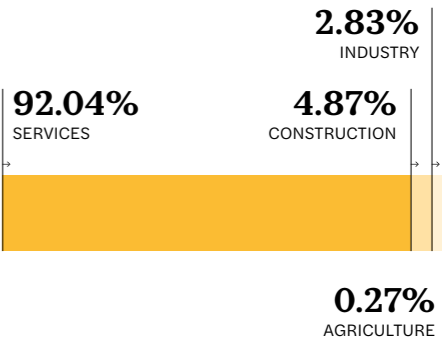
836,194
fixed-term contracts

11,156
training contracts

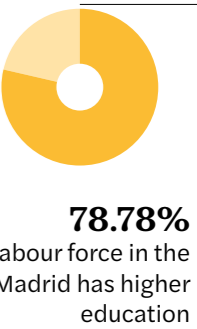
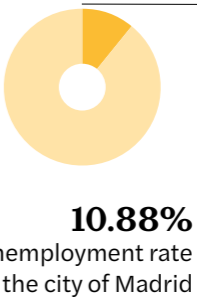
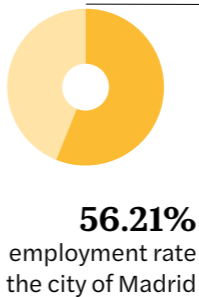
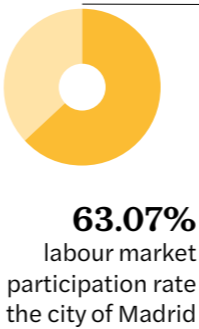
Contracts in the City of Madrid by Sex



Contracts in the City of Madrid by Sector of Activity



EMPLOYMENT RATES IN THE CITY OF MADRID



EMPLOYMENT AGENCY OF THE CITY OF MADRID

Activity Data

6,870
Jobs offered

7,113
People trained in skills
for access to employment

10,851
Number of places offered
in training courses

50,042
People participating in
orientation programs

9
individual
assistance office

8
training
centres

15,822
candidates pre-selected and put forward
for company recruitment processes

55,138
people assisted

1,316
Brokerage
contacts with
companies



4. Shopping and Trade

A significant meeting point for commerce and culture, Madrid captures the imagination of those seeking both personal and professional enrichment.

— Saffron, City Brand Barometer

TOP 5 FASHION EVENTS IN THE CITY OF MADRID

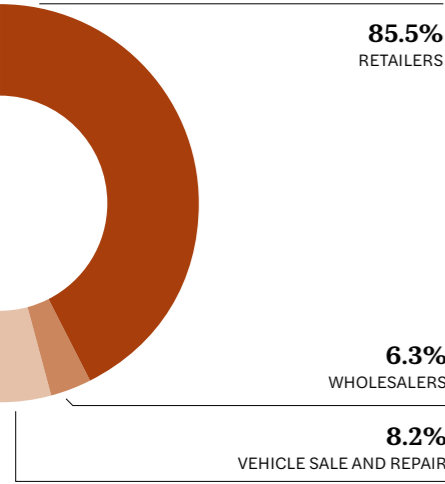
- 1. MERCEDES BENZ FASHION WEEK MADRID
- 2. MADRID IS FASHION
- 3. CABALGANDO ENTRE COSTURAS
- 4. MADRID CRAFT WEEK
- 5. ATELIER COUTURE

MERCAMADRID

20,000 visitors per day on average	12,000,000 consumers	9,000 workers
800 supply trucks per day on average	2,215,060 m² area	€5.9 M net profit
	800 companies	

SHOPPING AND TRADE

37,693
commercial premises:

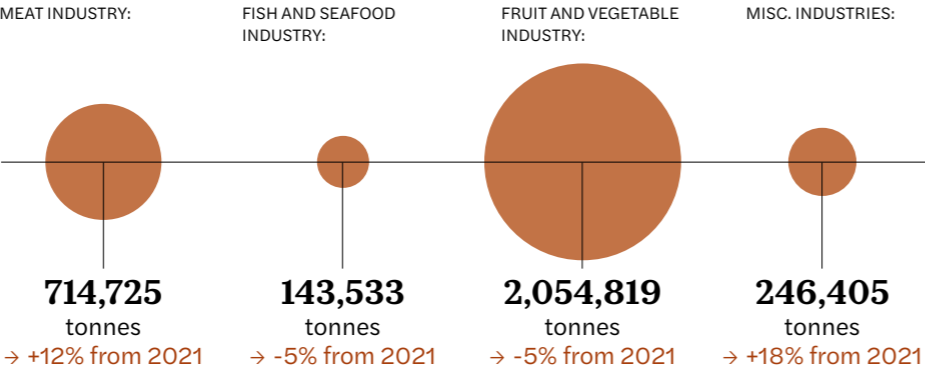


15 shopping districts of interest to tourists

168 establishments over one hundred years old

1 municipal trade and commerce school

3,159,482
tonnes of fresh products placed on the market:
→ + 0.1% from 2021



Origin of Products Placed on the Market:



MUNICIPAL MARKETS

45
municipal markets

2
Producers market

2,465
market stalls

MERCADO 47

15
partner markets

1,000+
member businesses

25,000+
items for sale

CONSUMPTION

1
Consumer Arbitration Board

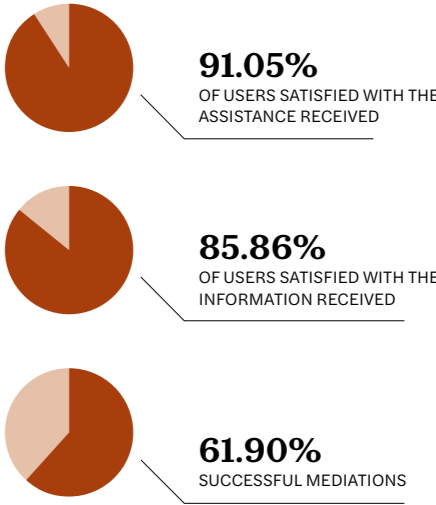
22
Consumer Information Offices (OMIC)

16,071
complaints processed

People assisted:

16,286
people attended to on a personalised basis by appointment

14,146
email enquiries answered in a personalised way




5. Innovation and Entrepreneurship

Madrid was granted the label "European Entrepreneurial Region" (EER) for the year 2021-2022, a project that identifies and rewards EU regions and cities which show an outstanding and innovative entrepreneurial policy strategy, irrespective of their size, wealth and competences

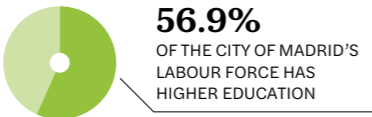
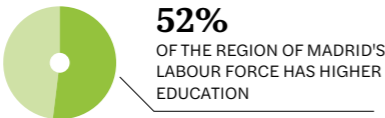
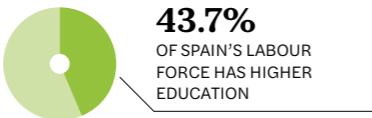
TOP 5 INNOVATION EVENTS IN THE CITY OF MADRID

- 1. SOUTH SUMMIT
- 2. MADRID TECH SHOW
- 3. WORLD BUSINESS FORUM
- 4. DCD SPAIN
- 5. GLOBAL ROBOT EXPO



TALENT

Higher Education



Professional Qualifications → 1 January 2023

418,669
advanced engineering graduates, university degree graduates and senior management staff employed in the city of Madrid
→ 21% of the total

184,919
3-year technical engineering degree graduates, qualified specialists and assistants employed in the city of Madrid
→ 9% of the total

Workers Employed in Internal R&D → Full-Time

64,470
workers employed in internal R&D in the region of Madrid
→ +5.5% from 2021

24.48%
OF ALL WORKERS EMPLOYED IN INTERNAL R&D IN SPAIN

Researchers in Internal R&D → Full-Time

40,576
researchers in the region of Madrid
→ +6.4% from 2021

25.09%
OF ALL RESEARCHERS IN SPAIN



SCIENTIFIC OUTPUT

2,154
doctoral theses successfully completed in universities in the region of Madrid
→ -3.2% from 2021

19.1%
OF ALL DOCTORAL THESES SUCCESSFULLY COMPLETED IN SPAIN

1,581
doctoral theses successfully completed in universities in the city of Madrid
→ -15.2% from 2021

79.9%
COMPLETED BY SPANISH NATIONALS

20.1%
COMPLETED BY FOREIGN NATIONALS

245
patent applications in the region of Madrid

20%
OF ALL PATENT APPLICATIONS IN SPAIN (1,231)

10,424
trademark applications in the region of Madrid

23%
OF ALL TRADEMARK APPLICATIONS IN SPAIN (45,227)



RESEARCH AND DEVELOPMENT (R&D)

€5.130 B
expenditure on R&D in the region of Madrid
→ +13.1% from 2021

1,999
R&D companies in
the region of Madrid

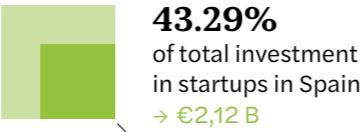
22.28%
of all R&D companies
in Spain
→ 8,585 companies



STARTUPS¹

3,150
Startups in the region of Madrid

€919.9 M
invested in startups headquartered
in the region of Madrid
→ -26.10% from 2021



¹ TECHNOLOGY COMPANIES FOUNDED OR ESTABLISHED IN THE COMMUNITY OF MADRID EXCLUDING: CLOSED STARTUPS, HASN'T WEBSITE, SERVICE PROVIDER, GOVERNMENT NONPROFIT, MATURE GROWTH STAGE, AND OUTSIDE TECH.

HIGH TECHNOLOGY

25,308
high-tech establishments
in the Madrid region
→ 2021

€1.90 B
expenditure on high-tech
R&D in the region
of Madrid
→ 2021

134,800
workers employed in high
technology in the region
of Madrid
→ 2021

VENTURE CAPITAL & PRIVATE EQUITY INVESTMENT

€4.07 B
of VC/PE invested in the
region of Madrid in 2021
→ -12.63% from 2021

240
VC/PE investments in
the region of Madrid

44.12%
OF ALL VC/PE
INVESTED IN SPAIN
→ €9.23 B



RESEARCH & DEVELOPMENT CENTRES

R&D Centres in the Region of Madrid

8
Science and
Technology Parks

6
International Campuses
of Excellence (CEI)

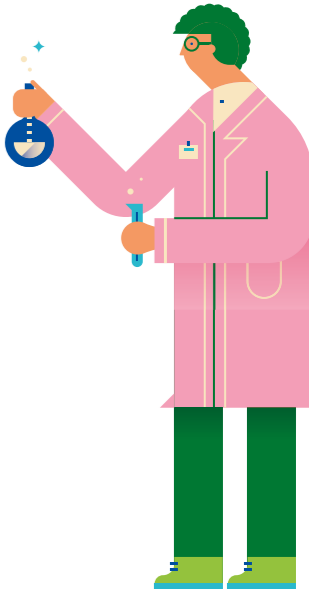
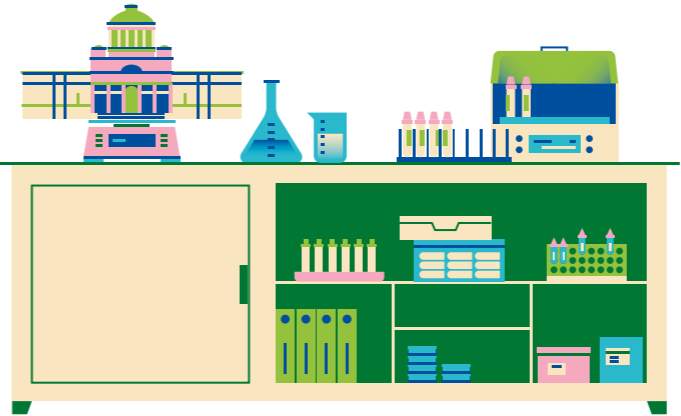
7
Research and Excellence
Centres (IMDEA)

8
Health Research
Institutes (IIS)

13
Singular Scientific and
Technical Infrastructures
(ICTS)

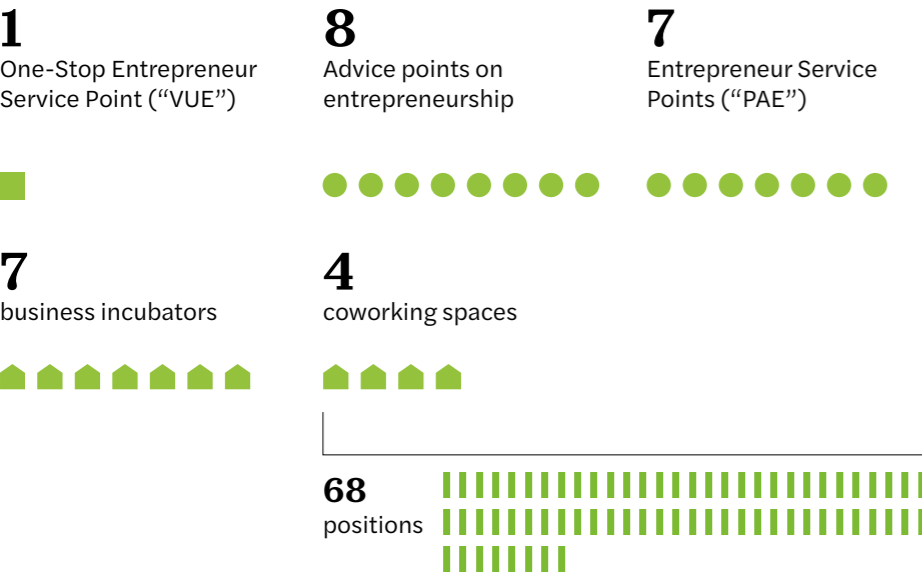
13
Foundations for Biomedical
Research (FIB)

42
Research Institutes
and Centres (CSIC)



SUPPORT FOR ENTREPRENEURS PROVIDED BY THE CITY OF MADRID

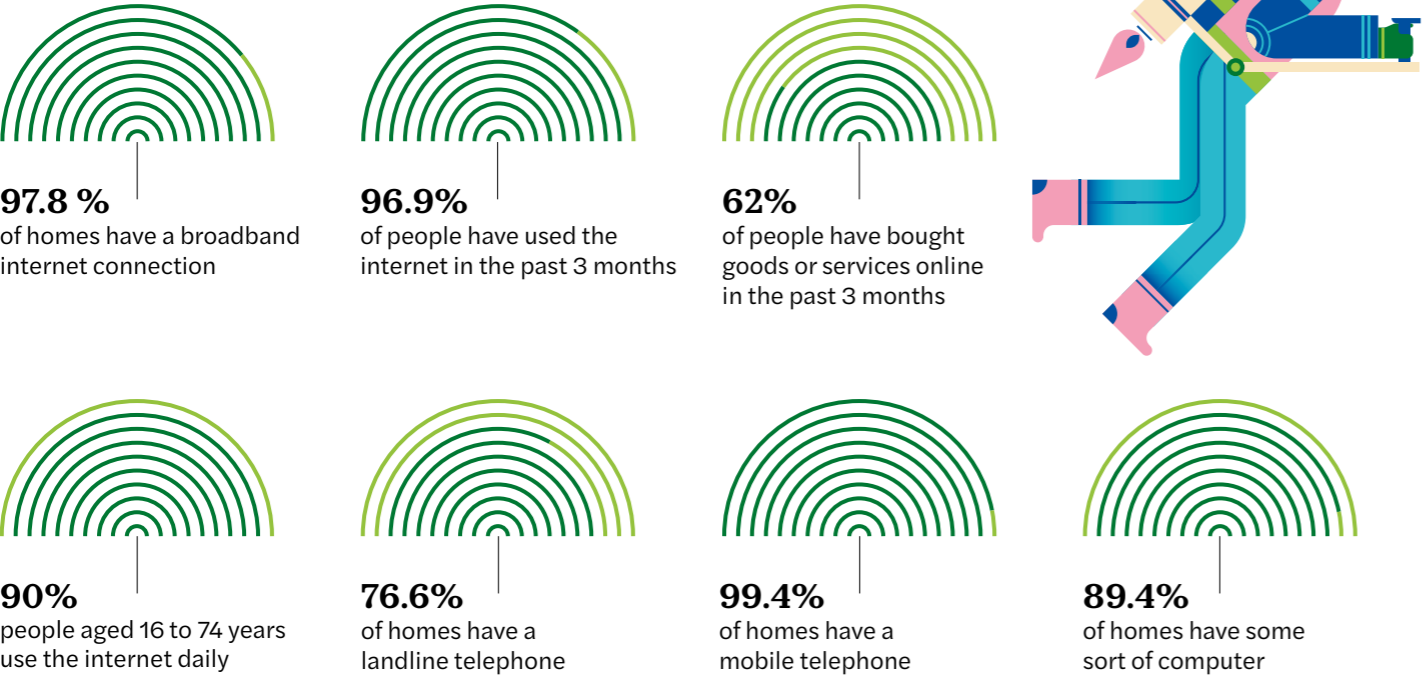
Municipal spaces to support innovation and entrepreneurship in the city of Madrid



ICT ENVIRONMENT

98.69%
fibre optic coverage in the region of Madrid

Use of Information and Communications Technology in the Region of Madrid



6. Education

Madrid stands as an academic beacon, offering a world of opportunities for students seeking a transformative educational experience. Nestled in the heart of Europe’s academic tradition with some historic universities, Madrid combines a rich cultural heritage with cutting-edge academic pursuits.


— QS, Best student cities

NON-UNIVERSITY EDUCATION


Schools
→ ACADEMIC YEAR 2022-2023

341
of them offer bilingual education

Schools by Ownership

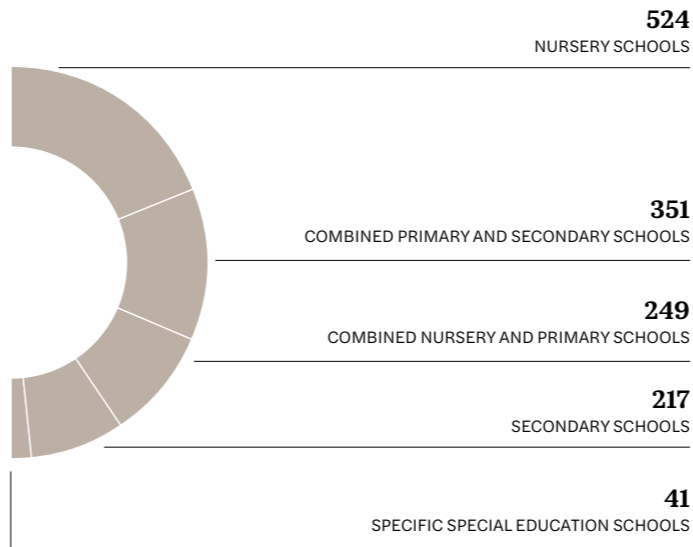


Schools by Form of Education

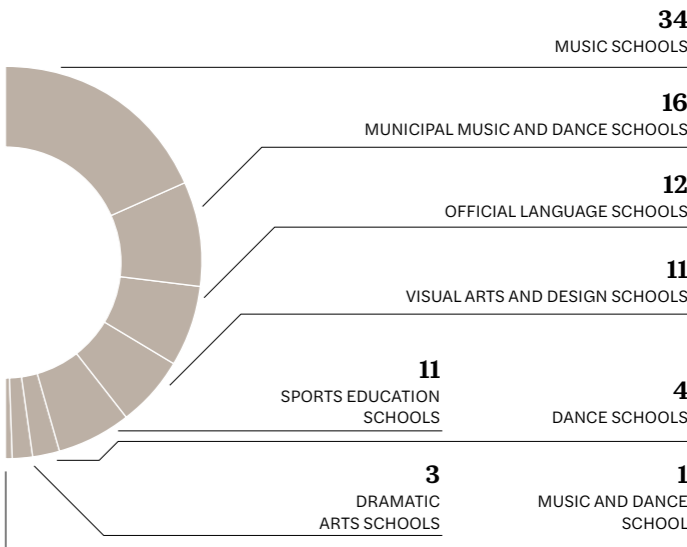


1,507
SCHOOLS IN THE CITY OF MADRID

General Education Institutions



Specialised Education Institutions






Municipal Schools

General Education Institutions

71
NURSERY SCHOOLS FOR CHILDREN AGED 0-3
→ 8,065 PLACES



Specialised Education Institutions

14
MUSIC SCHOOLS



2
MUSIC AND DANCE SCHOOLS



1
DRAMATIC ARTS SCHOOL



1
CERAMICS SCHOOL



Enrolled Students

→ Academic Year 2022-2023

Enrolled students

533,336
students enrolled in
general education
institutions in the city
of Madrid

73,209
foreign students in
the city of Madrid

By Ownership of Institution

211,377
students enrolled in
state-run schools

216,870
students enrolled in
partially state-funded
schools

105,119
students enrolled in
privately-run schools

Students Enrolled in General Education Institutions

37,612
STUDENTS IN STAGE ONE
NURSERY SCHOOL
→ 0 TO 3 YEARS

175,484
STUDENTS IN
PRIMARY SCHOOL
→ 6 TO 12 YEARS

46,513
STUDENTS IN UPPER
SECONDARY SCHOOL
("BACHILLERATO")
→ 16 TO 18 YEARS

3,066
SPECIAL
EDUCATION
STUDENTS

75,606
STUDENTS IN STAGE TWO
NURSERY SCHOOL
→ 3 TO 6 YEARS

122,900
STUDENTS IN
COMPULSORY SECONDARY
SCHOOL ("ESO")
→ 12 TO 16 YEARS

72,185
STUDENTS ENROLLED IN
VOCATIONAL TRAINING
COURSES ("FP")


Teachers

46,265
teachers at non-university education
institutions in the city of Madrid
→ Academic Year 2022-2023



Teachers by Form of Education

43,171
teachers in general
education institutions:



2,656
teachers in
specialised
education
institutions

438
teachers in
adult education
institutions

UNIVERSITY EDUCATION

Universities

9
universities in the
city of Madrid:

4
public
universities



5
private universities



6
authorised foreign
universities in the
city of Madrid



19
universities in the
region of Madrid:

7
public
universities



12
private
universities




Students

155,995
students enrolled in universities
in the city of Madrid

→ ACADEMIC YEAR 2022-2023

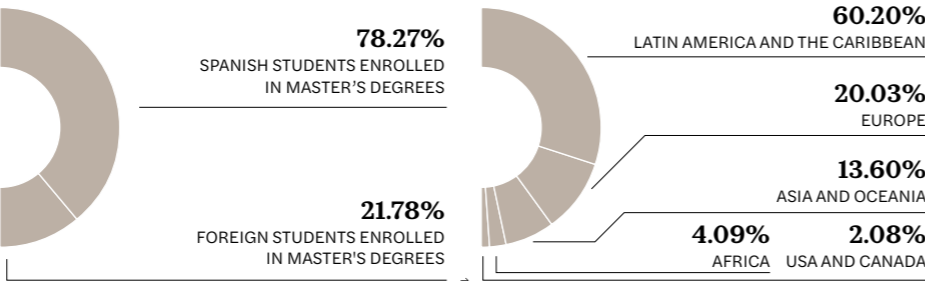
Undergraduate Degrees

122,425
students enrolled in undergraduate
degrees



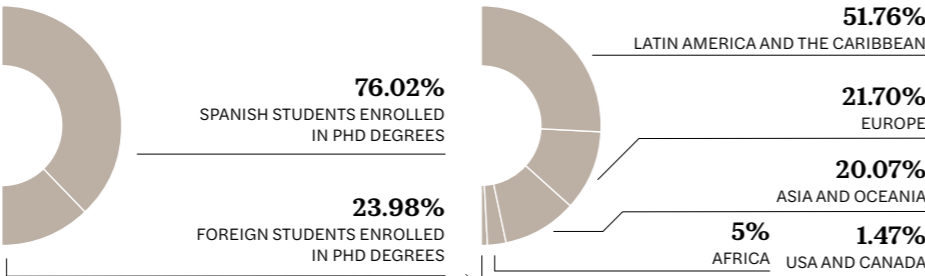
Master's Degrees

20,811
students enrolled in Master's degrees
in the city of Madrid



PhD Degrees

12,759
students enrolled in PhD degrees



7. Culture and Leisure

Madrid shares the spotlight with New York as top destination to make a living in, a testament to its outstanding quality of life. What makes Madrid truly unforgettable are its vibrant food and rich cultural experiences, both frequently cited by visitors.

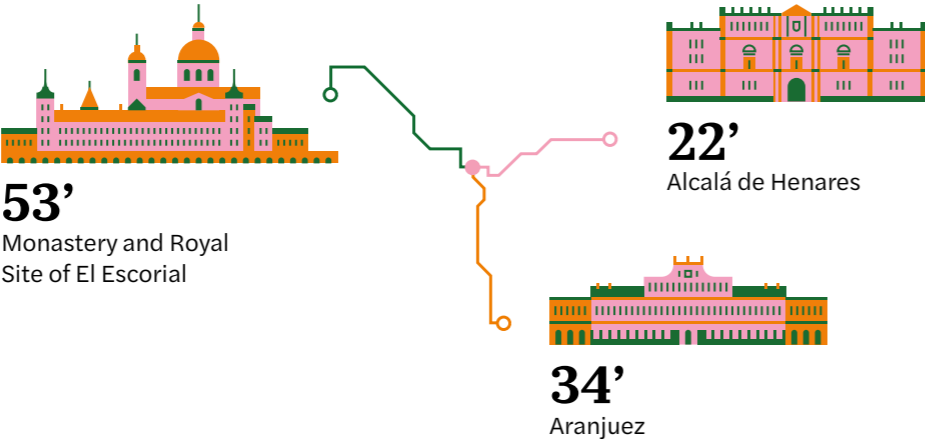
Saffron, City Brand Barometer

EXPENDITURE ON CULTURE

€109,634,000
public expenditure on culture in the region of Madrid
→ 2021

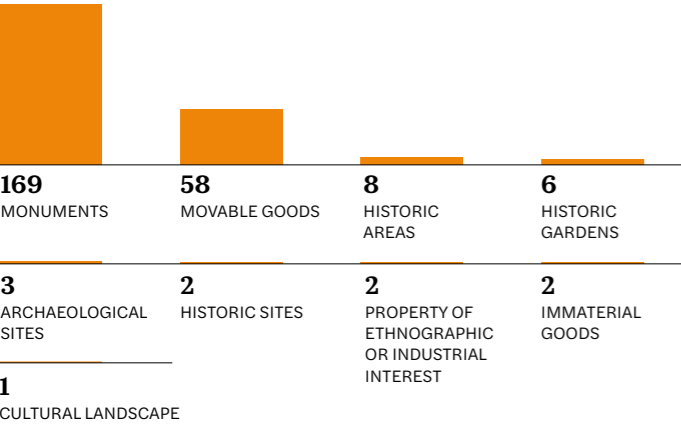
€260.1
average expenditure per person on cultural goods and services in the region of Madrid

DISTANCE TO UNESCO WORLD HERITAGE SITES



ASSETS OF CULTURAL INTEREST ("BIC")

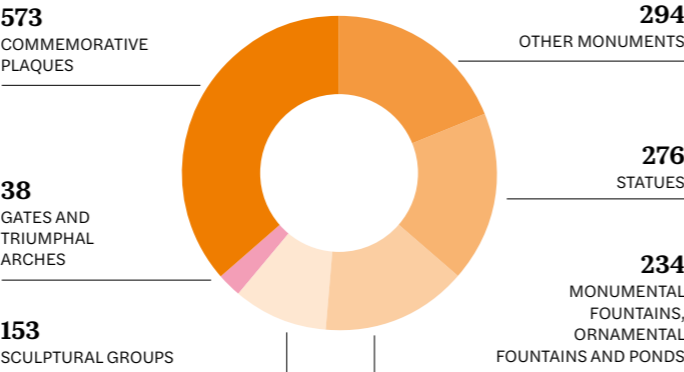
251
sites and events declared Assets of Cultural Interest in the city of Madrid²:



2 251 ASSETS OF CULTURAL INTEREST (BIC) IN THE CITY OF MADRID (171 DECLARED / 80 INITIATED)

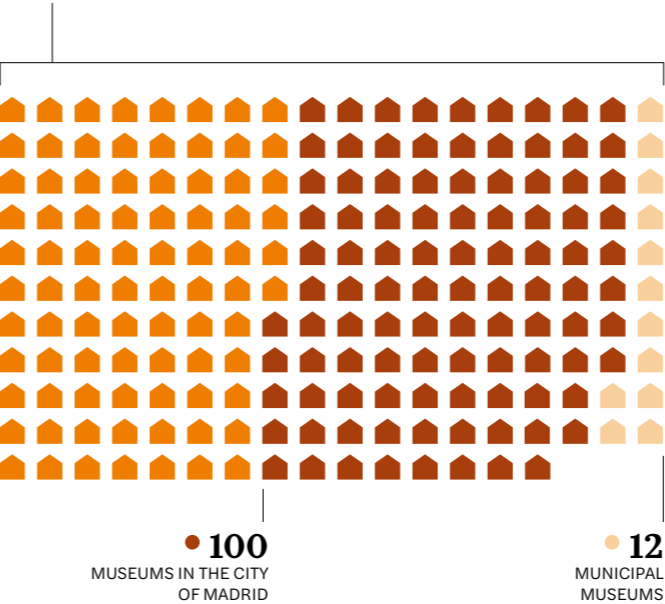
MONUMENTS

1,568
monuments in the city of Madrid




MUSEUMS

195
MUSEUMS IN THE REGION OF MADRID



Visitantes

REINA SOFÍA MUSEUM:



3,063,092
visitors
→ +132.26% from 2021

PRADO MUSEUM:




2,427,718
visitors
→ +115.44% from 2021

THYSSEN-BORNEMISZA MUSEUM:



1,072,003
visitors
→ +59.76% from 2021

MUNICIPAL MUSEUMS:



750,489
visitors
→ +46.60% from 2021

CINEMAS

79
cinemas in the region of Madrid


41
cinemas in the city of Madrid

11.2 M
viewers cinemas in the region of Madrid

542
screening rooms in the region of Madrid

231
screening rooms in the city of Madrid

1,406
films screened in the region of Madrid



PERFORMING ARTS AND MUSICALS

92
concert venues in the region of Madrid


1.120
theatre companies in the region of Madrid

239
theatres in the region of Madrid

195
dance companies in the region of Madrid

292
theatrical stage spaces in the region of Madrid

126
theatres in the city of Madrid



LIBRARIES

535
libraries in the region of Madrid

1
national library in
the city of Madrid



1
regional library in
the city of Madrid



6
Bibliometros managed
by the Community of
Madrid in the city



6
Bibliometros
managed by the city
of Madrid in the city



5
Bibliored library
kiosks



53
municipal public libraries in the city of Madrid:

15
public libraries managed by
the Community of Madrid



5
specialised municipal
libraries



33
public libraries managed
by the city of Madrid



1,610,118
visitors to municipal
libraries

1,295,974
annual loans from
municipal libraries

1,711,776
available copies

11,606
activities carried
out in libraries

115,898
attendees to activities



8. Sports

Madrid, World Capital of Sports 2022, hosted that year 40 major international sporting events.

TOP 5 SPORTS EVENTS BY NUMBER OF ATTENDEES

- 1. MUTUA MADRID OPEN DE TENIS
- 2. SAN SILVESTRE
- 3. EUROPEAN BADMINTON CHAMPIONSHIPS
- 4. ZURICH ROCK AND ROLL RUNNING
- 5. LA VUELTA, LAST STAGE

EXPENDITURE ON SPORT

116,937,864

public spending on sport in the city of Madrid

€34,713,000

public expenditure on sport in the region of Madrid
→ 2021

€107.2

average expenditure on sport per person in the region of Madrid
→ 2021

CITY OF MADRID MUNICIPAL SPORTS FACILITIES

53 M

number of times municipal sports services and activities were used

3.671.516 m²


area devoted to sport in the city of Madrid
→ 1,099 m² per thousand inhabitants

542

BASIC SPORTS VENUES

77

MUNICIPAL SPORTS CENTRES




2,513

sports facilities in municipal sports centres:

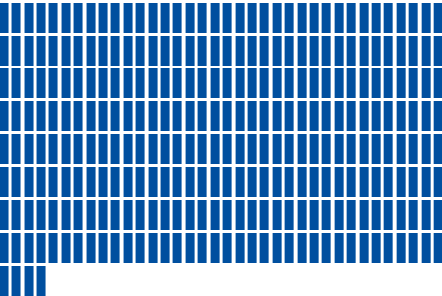
422

INDIVIDUAL AND MULTI-SPORT COURTS



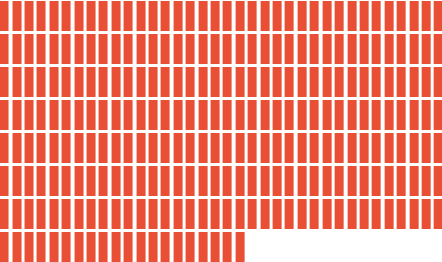
292

PADEL COURTS



279

BASKETBALL COURTS




237

AREAS FOR TRADITIONAL SPORTS




181

TABLE TENNIS COURTS



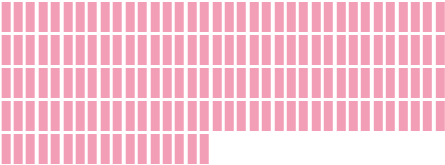
180

TENNIS COURTS




161

OTHER SPORTS FACILITIES



123

MULTIPURPOSE ROOMS



114

11-A-SIDE FOOTBALL PITCHES



96

INDOOR SWIMMING POOLS



81

SKATING



66

SUMMER SWIMMING POOLS



64

7-A-SIDE FOOTBALL PITCHES



59

FITNESS AND WEIGHT ROOMS



50

SPORTS COMPLEXES



37

FRONTONS AND SHORT FRONTONS



27

GYM CUBO



23

CLIMBING WALLS



14


ATHLETICS TRACKS



7

RUGBY FIELDS



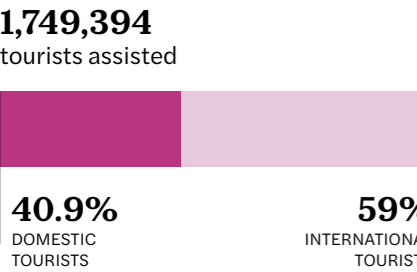


9. Tourism

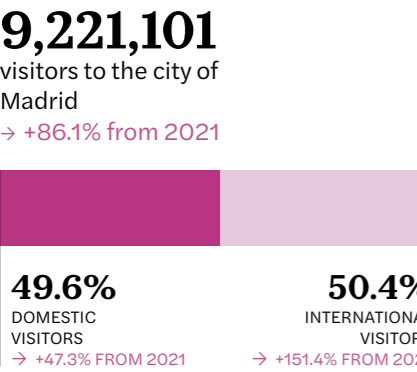
Madrid has seen a rise in popularity among foreigners as a place to live, frequently ranking within the top ten cities in global surveys conducted by Expat Insider.

— Saffron, City Brand Barometer

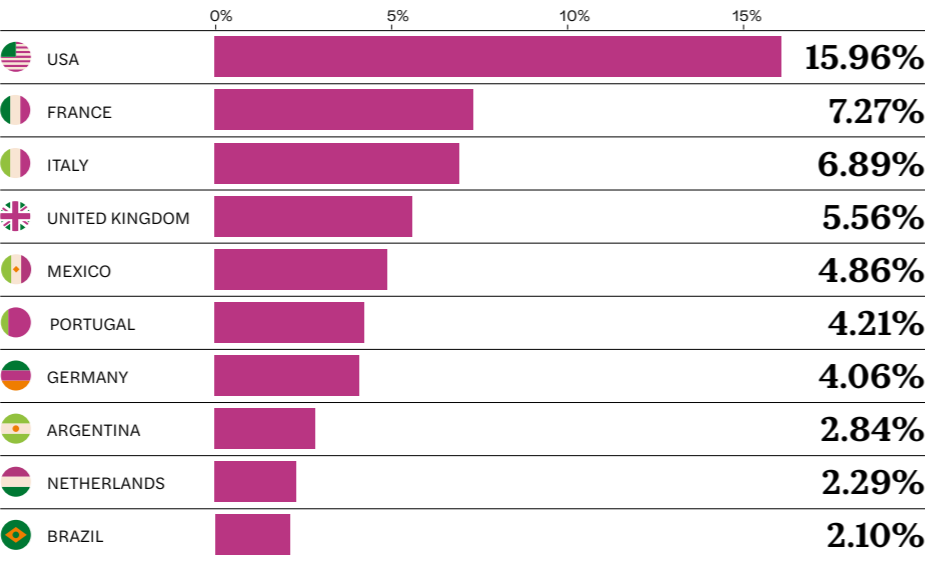
TOURIST ASSISTANCE AND INFORMATION SERVICES (SAIT)



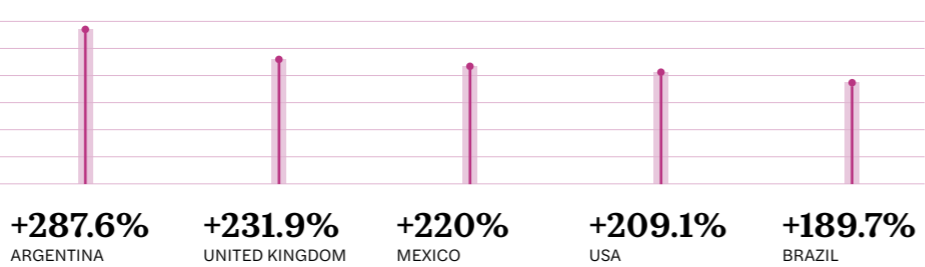
VISITORS



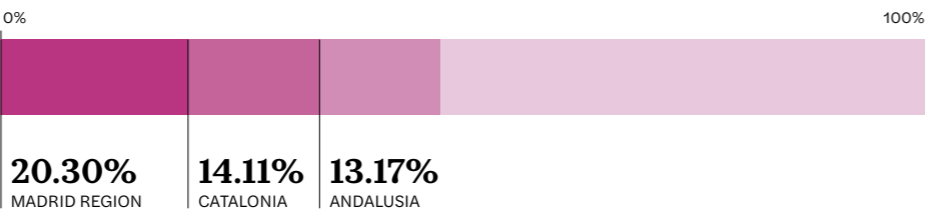
INTERNATIONAL TOURIST ARRIVALS BY COUNTRY — TOP 10



GROWTH IN INTERNATIONAL TOURIST ARRIVALS - TOP 5



TOP 3 REGIONS OF ORIGIN FOR DOMESTIC TOURISTS





OVERNIGHT STAYS (BED NIGHTS)

20,030,010

bed nights in the city of Madrid
→ +83.07% from 2021

8,405,647


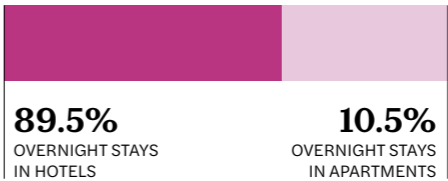
bed nights by domestic travellers
→ +40% from 2021

11.624.354

bed nights by international travellers
→ +137.2% from 2021



According to type of lodging:



ACCOMMODATION

800

hotel establishments
→ +33.1% from 2021

2.17

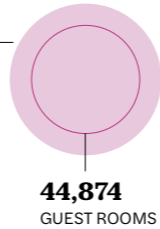
nights average stay in the city
→ -1.36% from 2021

€116.22

average daily rate per occupied room (ADR)
→ +29.22% from 2021

88,038

bed places



66.52%
average room occupancy

€79.09

revenue per available room (REVPAR)
→ +107.86% from 2021

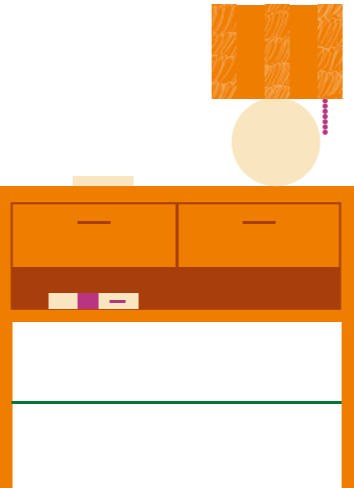
TOURIST SPENDING

€9.49 B

total expenditure by international tourists
→ +64% from 2021

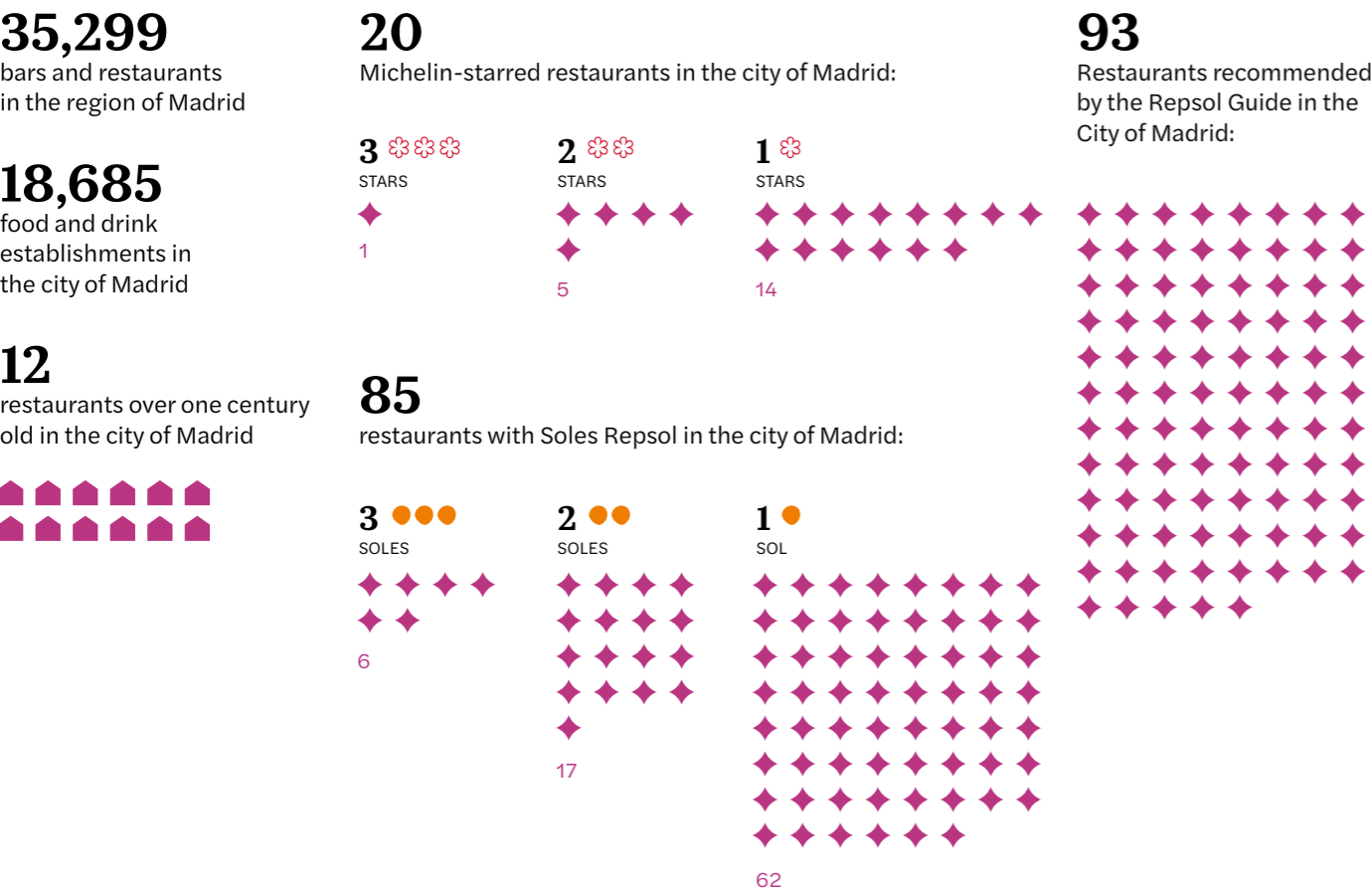
€276

average daily expenditure
→ +20.7% from 2021

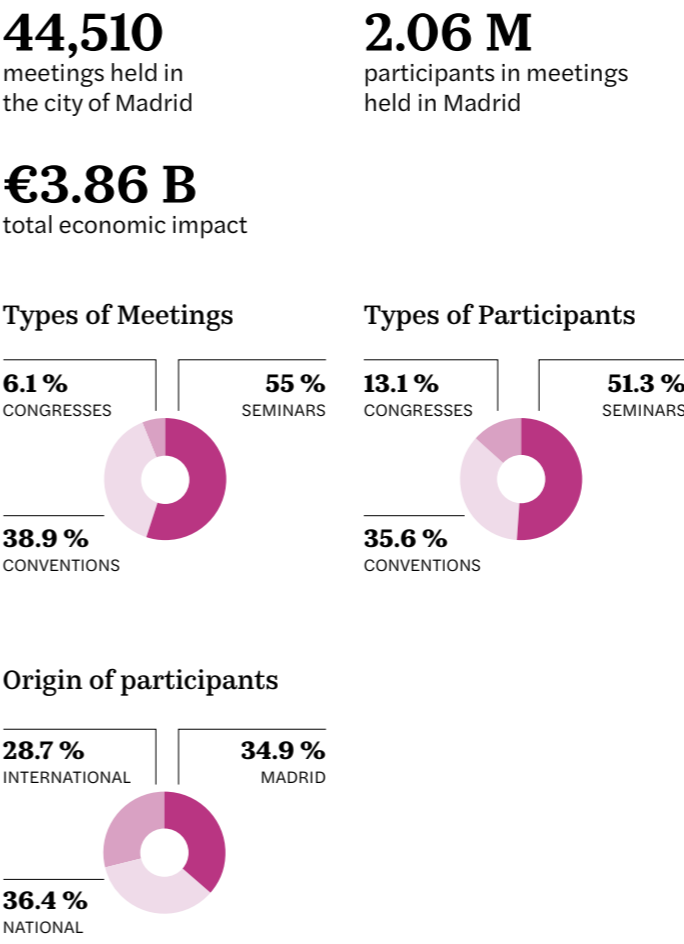




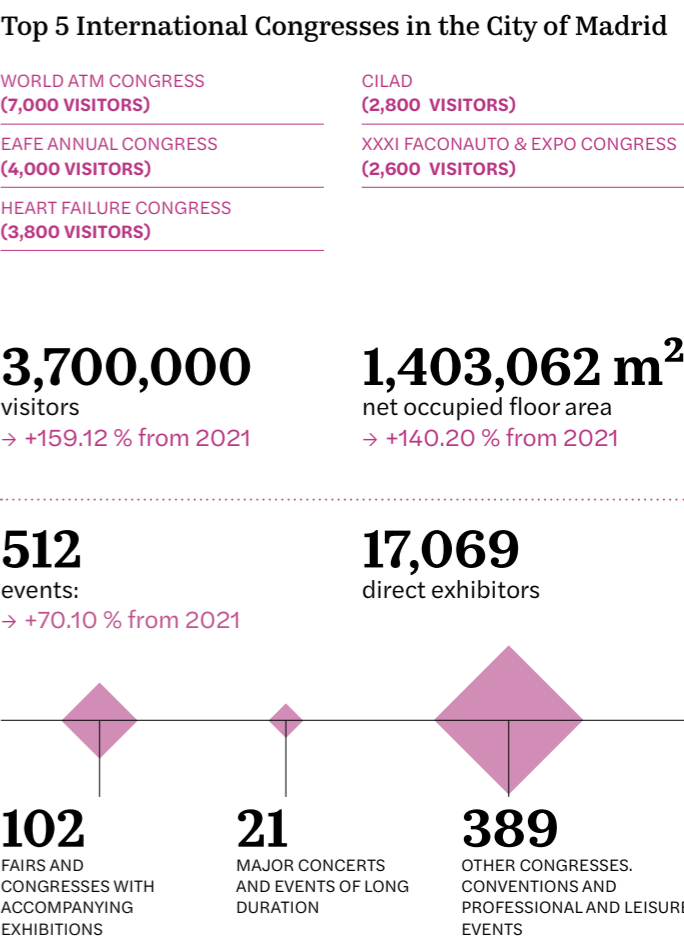
GASTRONOMY



BUSINESS TOURISM (MICE)




IFEMA

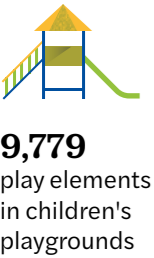

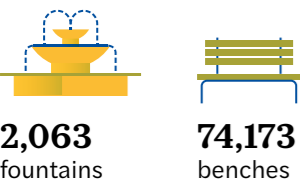


10. Environment and Sustainability

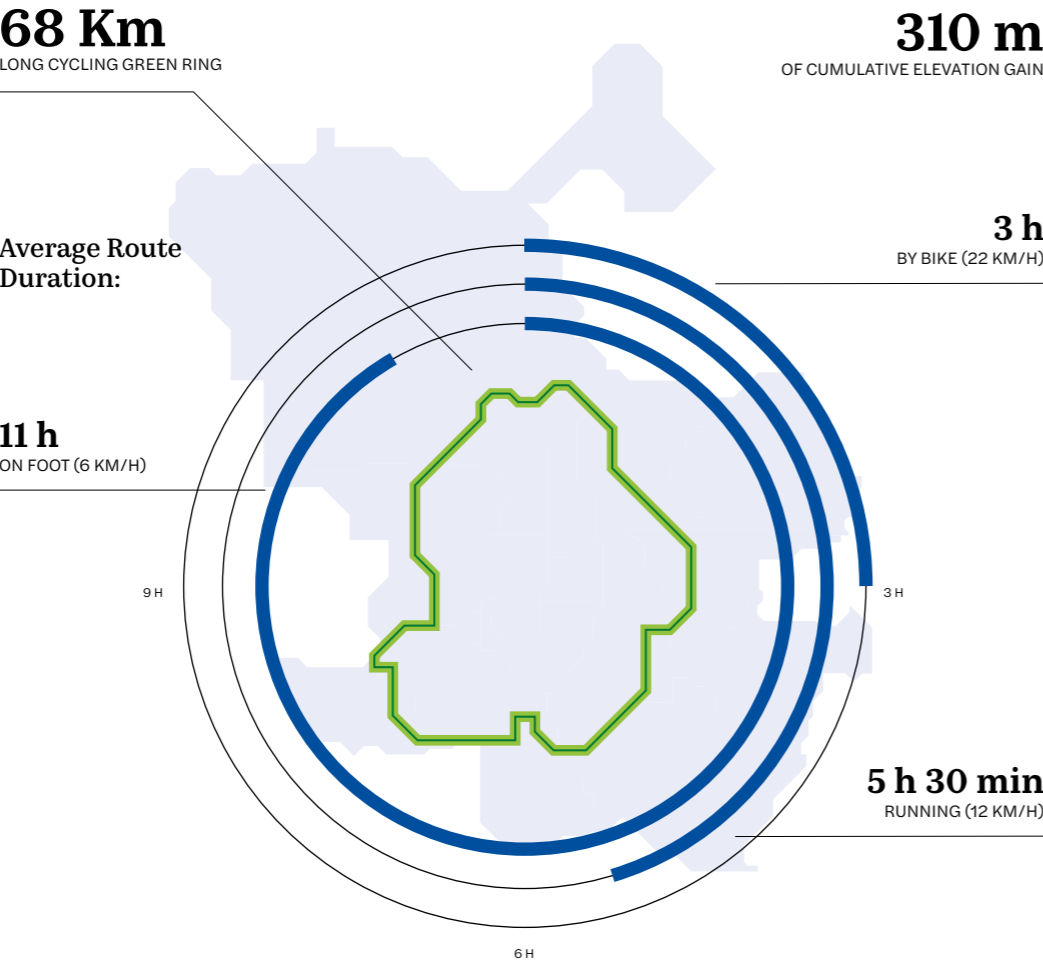
Madrid has been recognised in 2023, for the fourth consecutive year, as “Tree City of the World” by the Food and Agricultura Organisation of the United Nations (FAO) and the Arbor Day Foundation



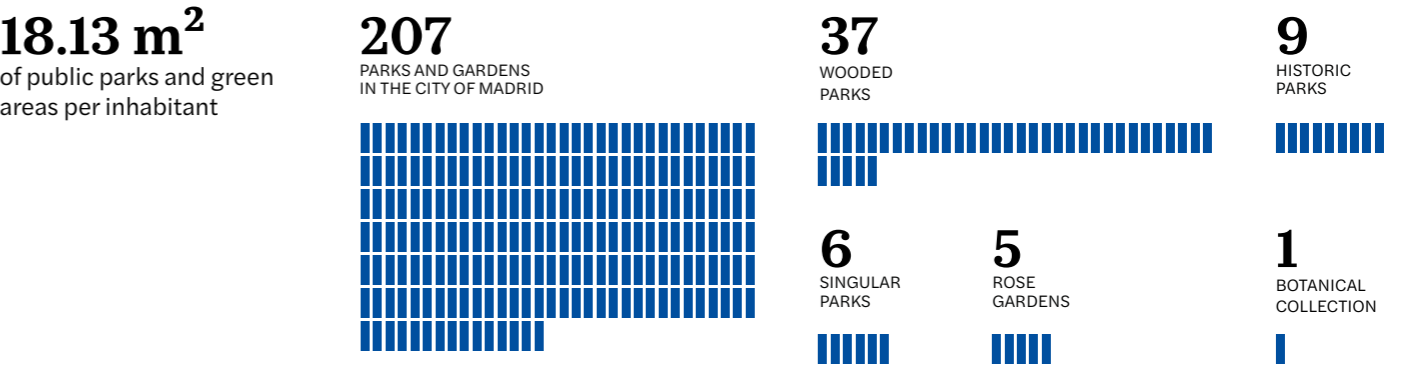
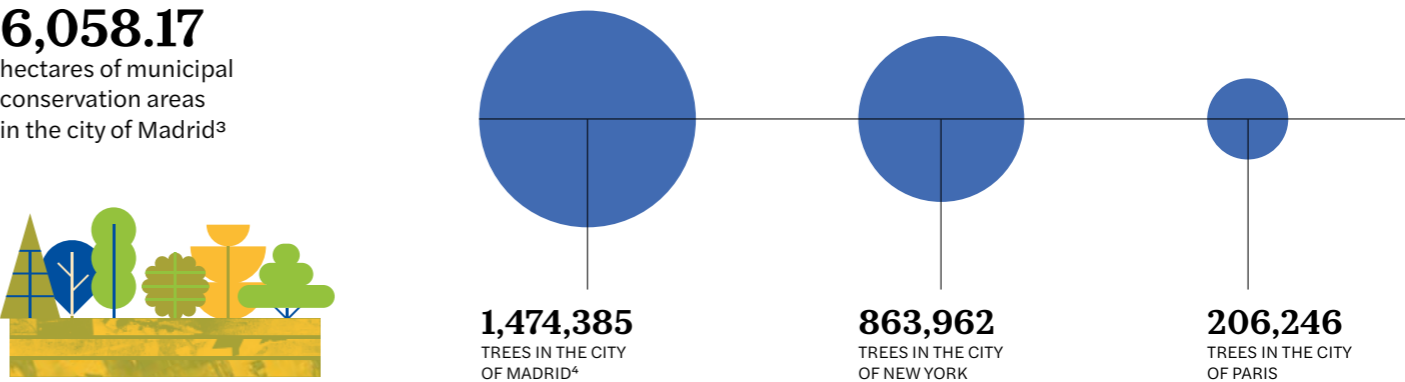
STREET FURNITURE



CYCLING GREEN RING



GREEN AREAS



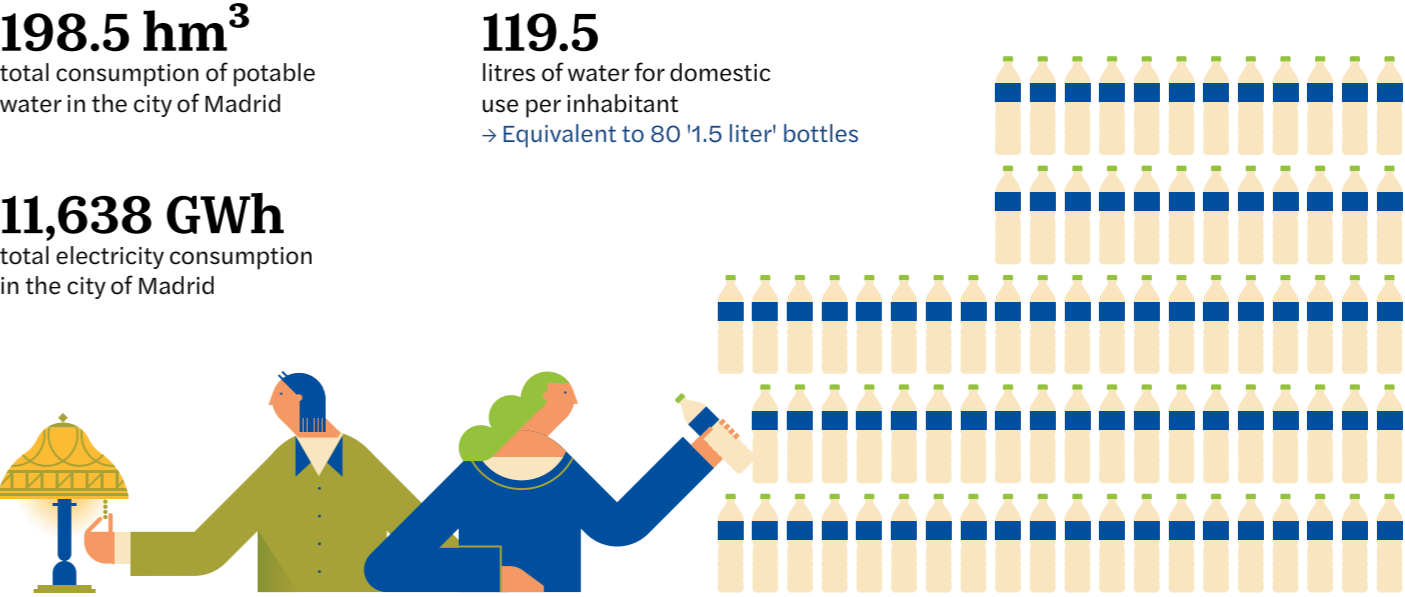
³ INCLUDING THE WHOLE AREA OF THE CASA DE CAMPO (1,468.09 HA)

⁴ THE TREE POPULATION DOES NOT INCLUDE THE TREE MASS UNITS OF THE SERVICE CONTRACT FOR THE CONSERVATION, MAINTENANCE AND CLEANING OF GREEN AREAS AND STREET TREES OF THE CITY OF MADRID. IN ADDITION, THE PALMACEAE TYPE UNITS HAVE NOT BEEN INCLUDED.

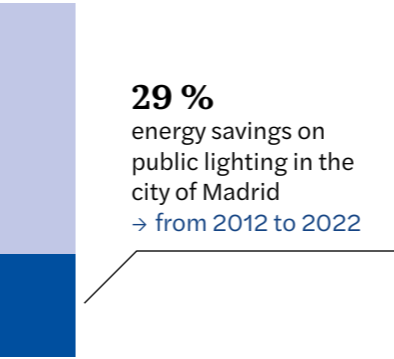
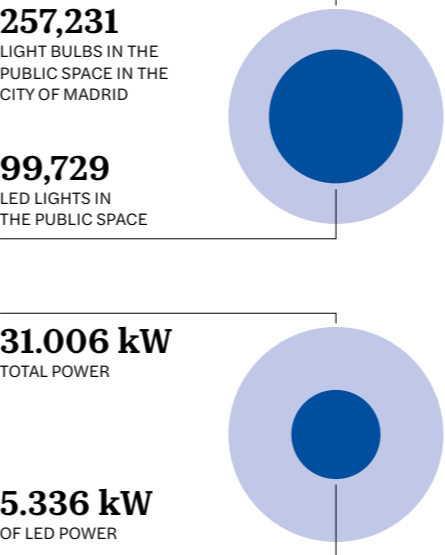
MADRID RÍO PARK



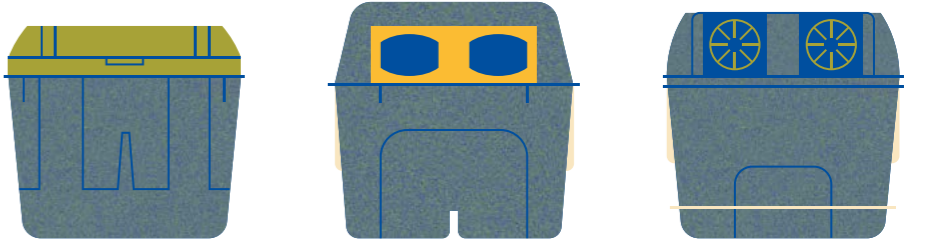
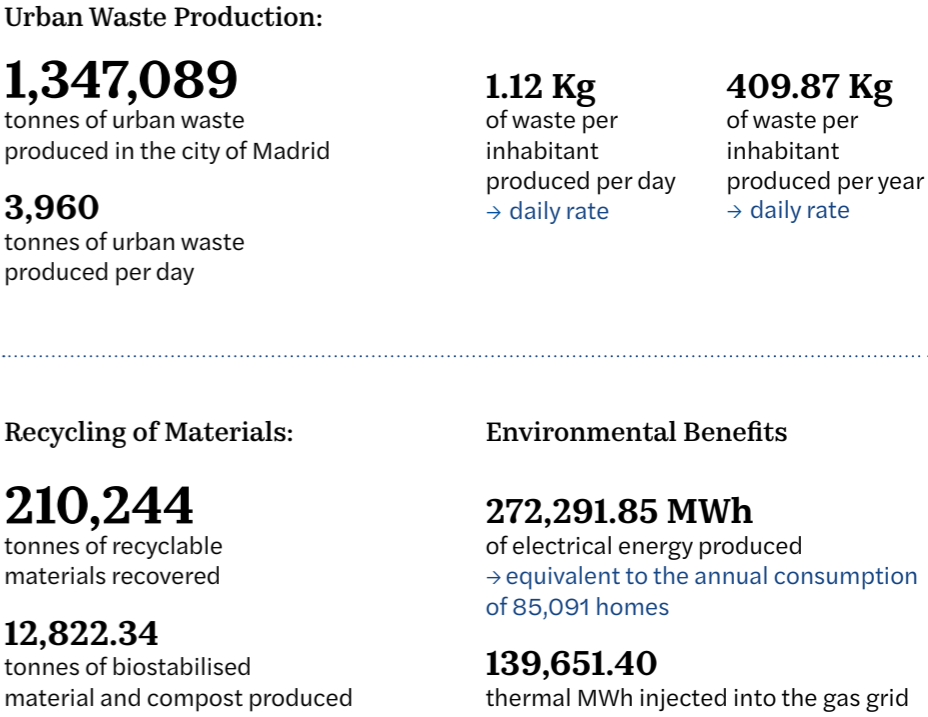
WATER AND ELECTRICITY CONSUMPTION



PUBLIC LIGHTING



WASTE MANAGEMENT AND TREATMENT




11. Mobility and Transport

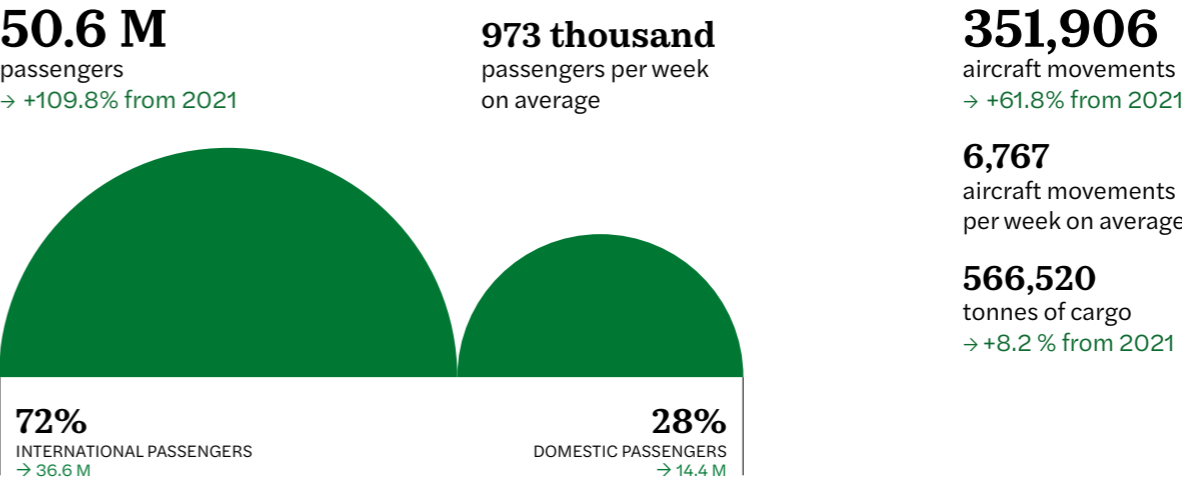
Madrid provides affordable transit through a strong multimodal network including metro, local rail, and buses, as well as park-and-ride facilities. Bikes can be carried on public transport with some restrictions, and the city operates BiciMAD, an electric bike-sharing service.

— Oliver Wyman Forum, Urban Mobility Readiness

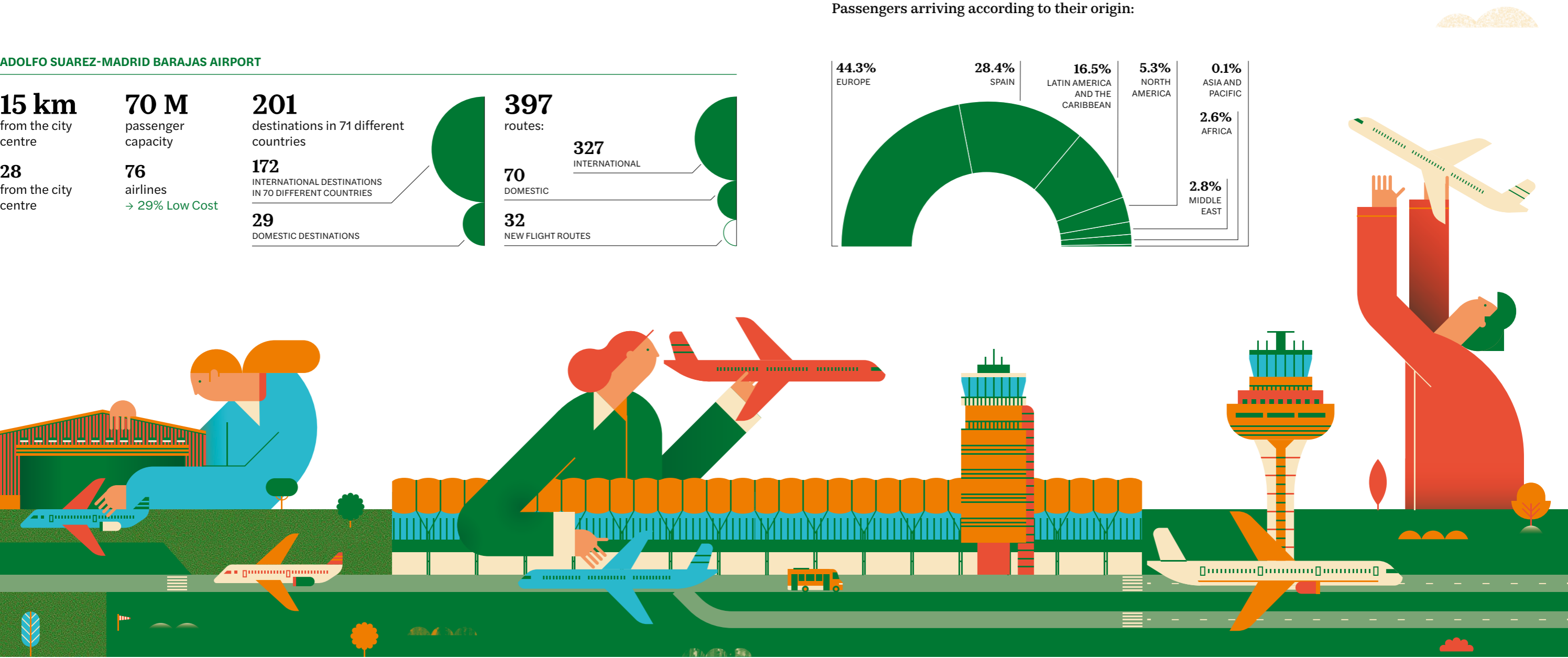
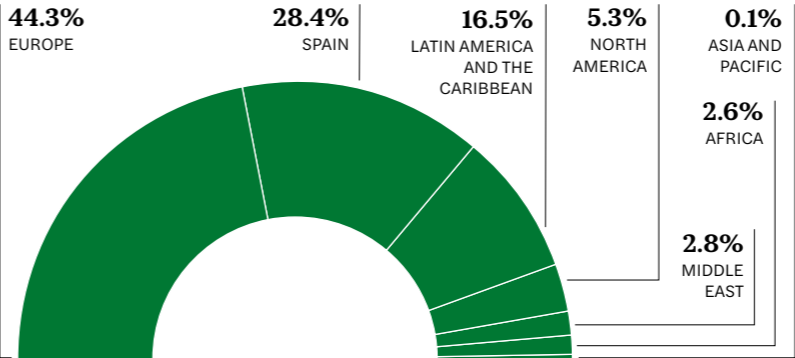
ADOLFO SUAREZ-MADRID BARAJAS AIRPORT



THE AIRPORT IN NUMBERS



Passengers arriving according to their origin:



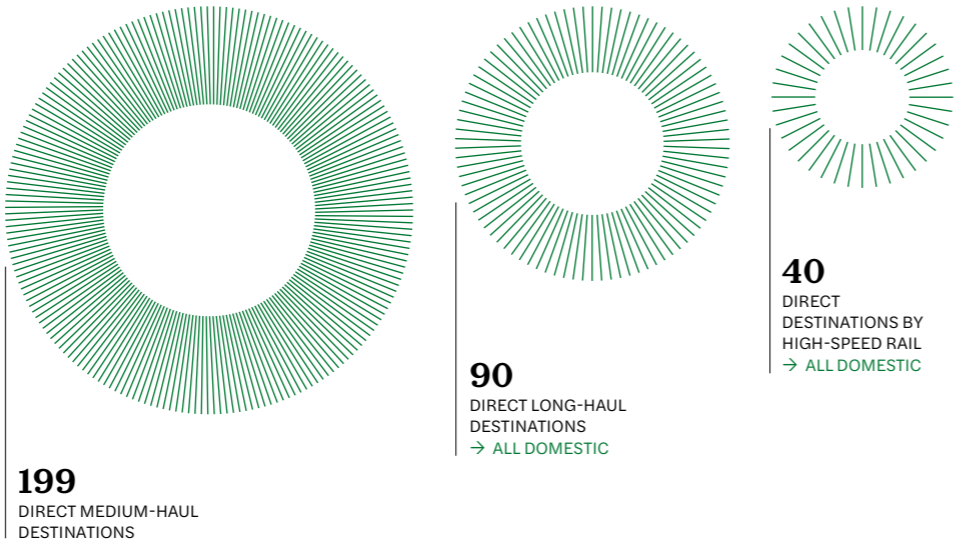
TRAIN

Destinations:

286
direct destinations from
the city of Madrid:

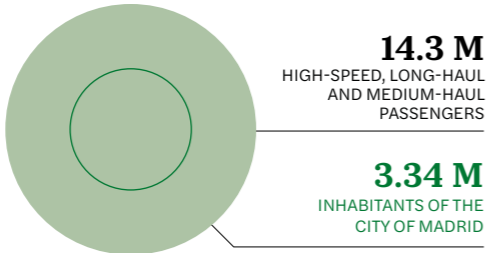
35
DESTINATIONS SERVED BY THE
CERCANÍAS COMMUTER RAIL NETWORK
IN THE REGION OF MADRID

38
DESTINATIONS SERVED BY THE
CERCANÍAS COMMUTER RAIL NETWORK
IN THE CITY OF MADRID



Passengers:

7
of the 10 stations with the
most passengers were
located in Madrid



Cercanías Madrid Commuter
Rail Network

205.1 M
passengers

392,026
journeys

1,418
trains per day
on average
→ workdays

792,341
passengers per
day on average
→ workdays

METRO MADRID


12
lines

2,341
metro cars

571.6 M
passengers

€1.50 - €2
fare for a single
metro ticket

1.83 M
users per day
→ workdays



1,712
ESCALATORS
→ METRO NETWORK WITH THE 3RD
HIGHEST NUMBER OF ESCALATORS IN
THE WORLD)

302
METRO STATIONS
→ NETWORK WITH THE
5TH HIGHEST NUMBER OF
STATIONS IN THE WORLD


294 km
OF METRO TRACKS
→ 8TH LARGEST METRO
NETWORK IN THE WORLD

LIGHT RAIL


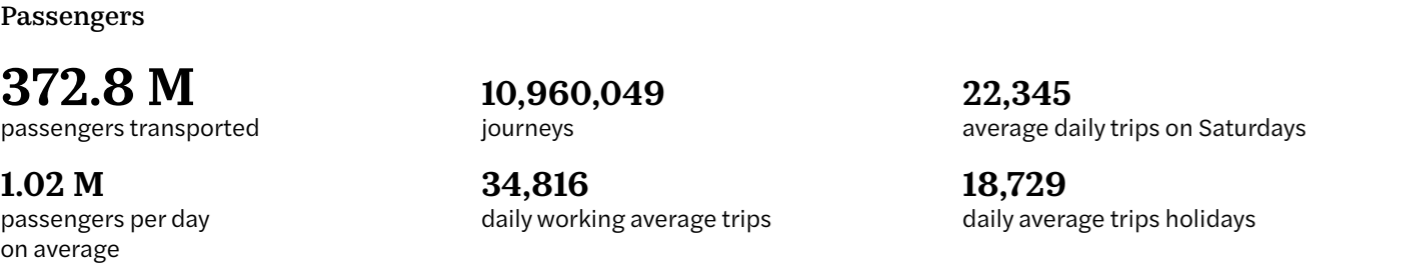


4
lines

56
stations

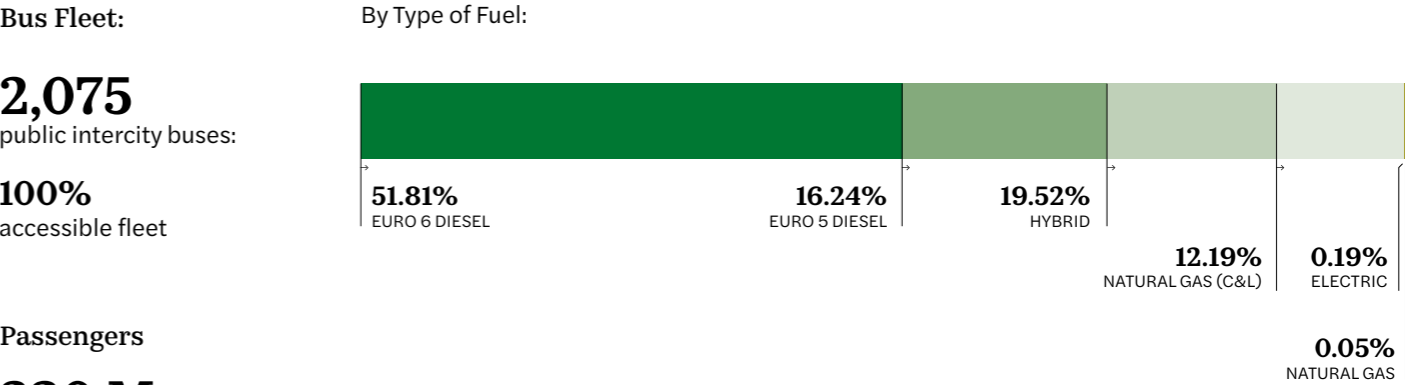

35.4 km
of tracks



CITY BUSES



INTERCITY BUSES



BICYCLES

813 Km

of cycle lanes and paths
in the city of Madrid

404 Km
OF ROAD LANES
DESIGNATED
FOR USE BY
CYCLISTS

22 Km
CYCLE STREET

79 Km
OF ON-ROAD CYCLE LANES

52 Km
OF CYCLE PATHS

98 Km
OF ON-
PAVEMENT
CYCLE LANES

158 Km
OF PATHS SUITABLE
FOR CYCLING

68 Km

cycling green ring

1,658

bicycle parking racks
→ 13,548 seat



BICIMAD

3,979

bicycles
→ daily average

1.3 M
hours of use

6,312
docks

TAXI

15,776

taxis in the city of
Madrid

264
stations

129
BiciPARK
parking spots

460
taxi ranks

SHARED TRANSPORT

7

car-sharing companies
in the city of Madrid
→ carsharing

7

motorbike-sharing companies
in the city of Madrid
→ motosharing

VEHICLES

13

vehicle registrations per 1000
inhabitants in the city of Madrid

81

electric vehicle charging
points for public use

9,559

traffic lights with
audible signals

1,177

traffic lights
for bicycles

55,620

traffic lights

12. Health and Social Care

Madrid easily forges connections through its social openness, making it the only city in our study where friendships are a memorable factor. This underscores the deep involvement and emotional bonds formed within the metropolis.

— Saffron, City Brand Barometer

BIRTHS AND DEATHS

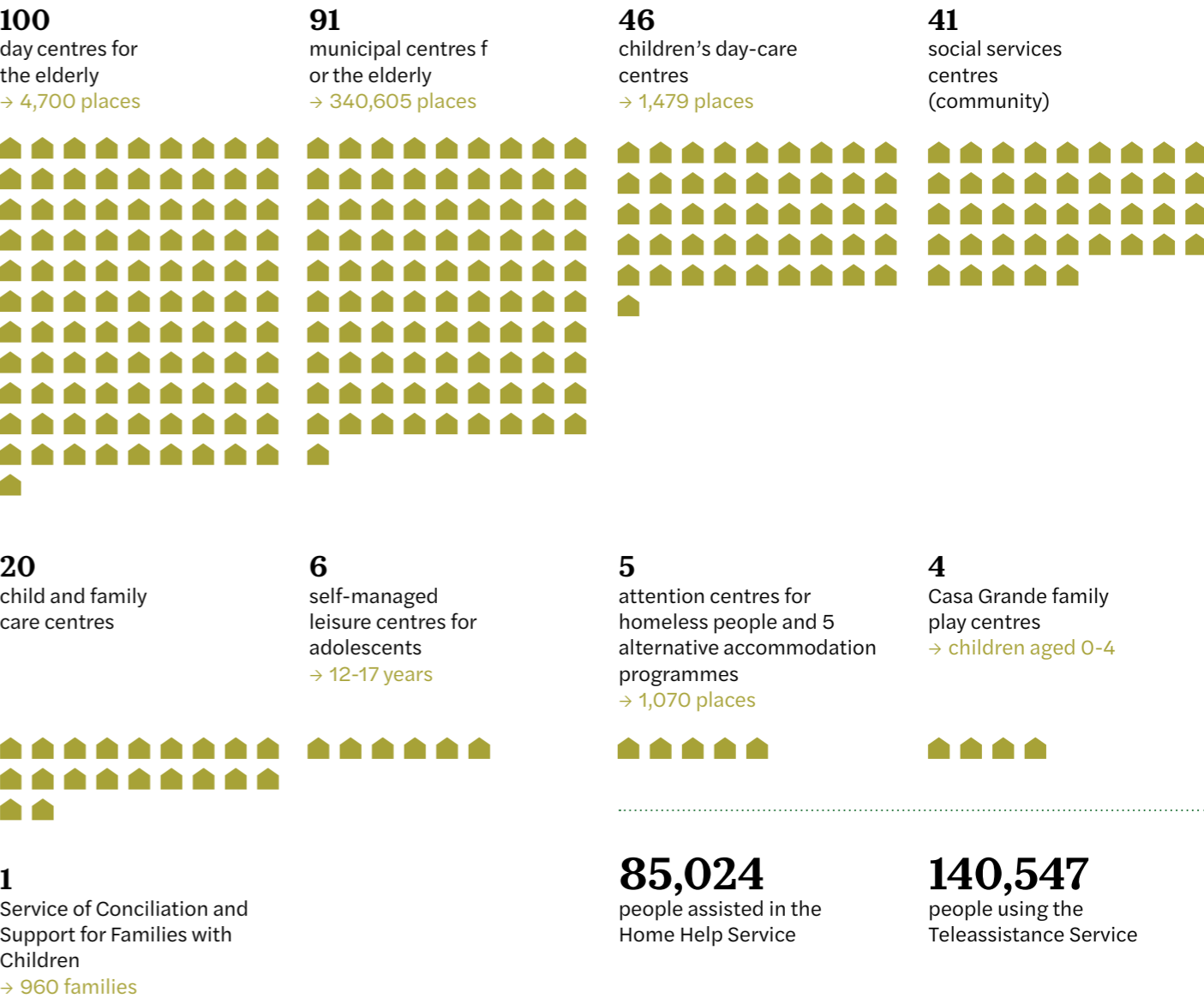
50,961 births in the region of Madrid	25,429 births in the city of Madrid
51,154 deaths in the region of Madrid	29,736 deaths in the city of Madrid
-193 natural population increase in the region of Madrid	-4,307 natural population change in the city of Madrid

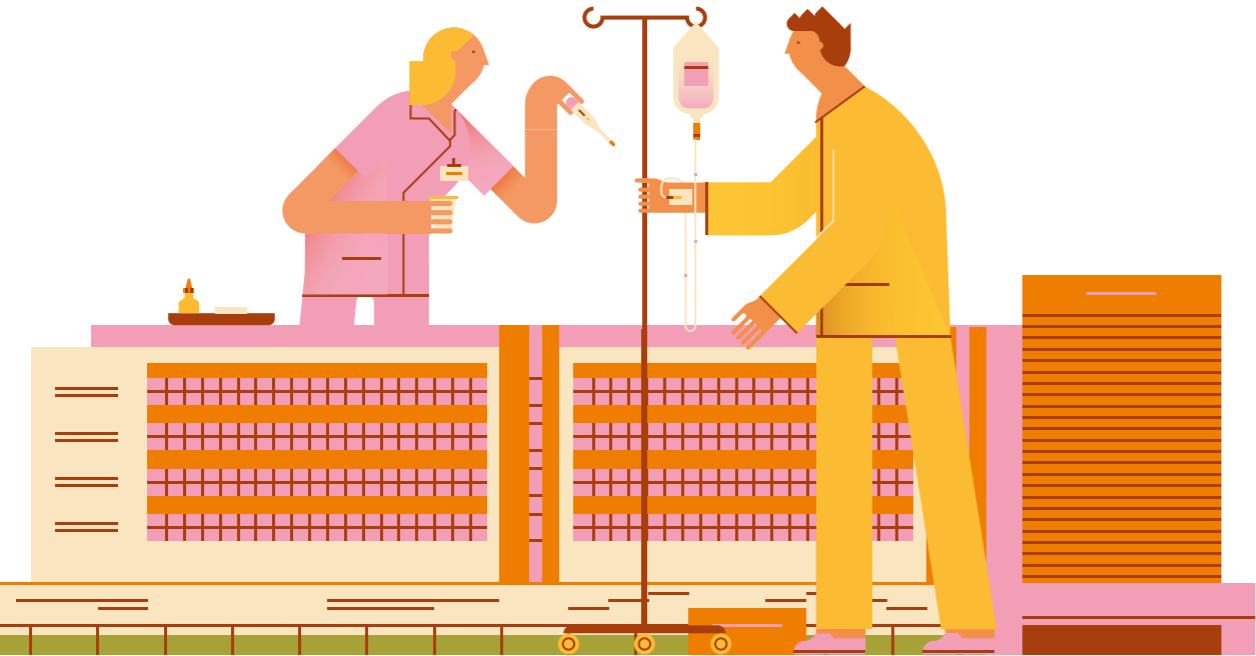
VOLUNTEERS IN MADRID'S MUNICIPAL VOLUNTEER PROGRAMME

18,037 volunteers in the municipal volunteer corps	+600 volunteer and humanitarian activities
---	---




SOCIAL CARE





PUBLIC HEALTH CENTRES

263
HEALTH CENTRES
IN THE REGION OF
MADRID



127 •
HEALTH CENTRES
IN THE CITY OF
MADRID

16
MUNICIPAL HEALTH CENTRES IN THE CITY
OF MADRID (CMSC)



8
SPECIALISED CENTRES



7
SPECIFIC CENTRES



3
DIAGNOSTIC SUPPORT
CENTRES



57,270
people attended in
municipal health
centres (CMSc)

9,157
people attended in
specialised centres

62,360
people attended in
diagnostic support
centres

26,335
people attended in
specific centres

HOSPITALS

90
hospitals in the region of Madrid

42
PUBLIC HOSPITALS



48
PRIVATE HOSPITALS



56
hospitals in the city of Madrid

19
PUBLIC HOSPITALS



37
PRIVATE HOSPITALS



HEALTH WORKERS

49,399
doctors in the region
of Madrid
→ +2.5% from 2021

55,398
nurses in the region
of Madrid
→ +1.4 from 2021

HEALTHCARE EXPENDITURE

€11.09 B
public healthcare expenditure
in the region of Madrid

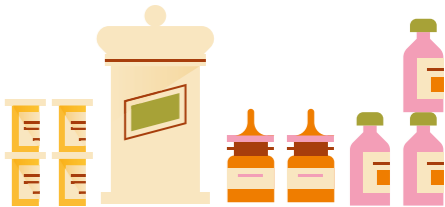
€1,625
public healthcare expenditure per
inhabitant in the region of Madrid
→ 4.2% of the GDP

PHARMACIES

2,923
pharmacies in the
region of Madrid

1,814
pharmacies in the
city of Madrid

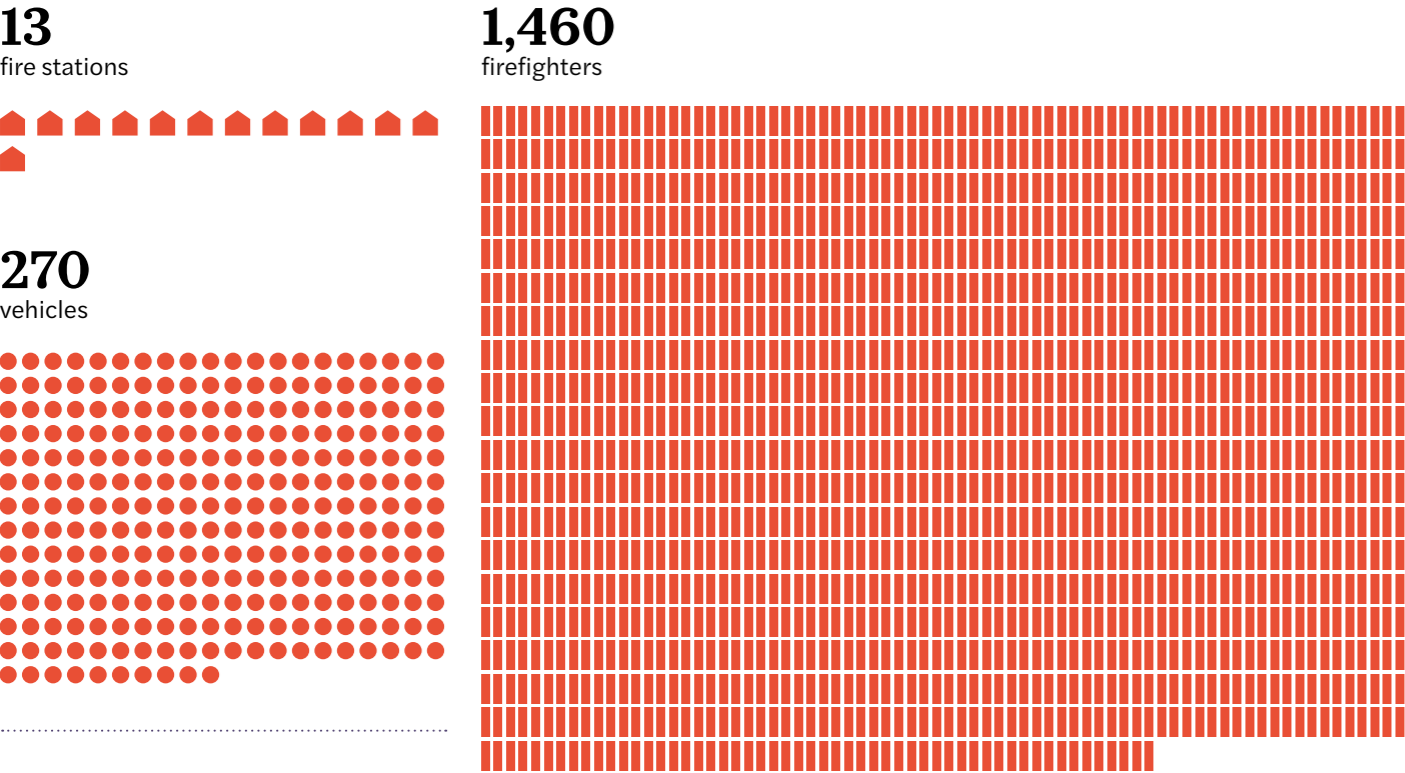
13,797
pharmacists in the region of Madrid



13. Safety. Security and Emergency Response

SAMUR- Protección Civil of Madrid has been approved as an Emergency Medical Team (EMT) Type 1 Fixed by the WHO, recognising their capacity to provide direct clinical care to people affected by emergencies and disasters, and support local health systems.

FIREFIGHTERS



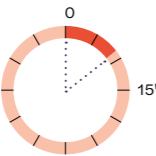
75,501

HOURS DEDICATED TO TRAINING ACTIONS

26,348

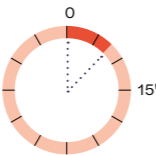
INCIDENTS RESPONDED

Average response time:



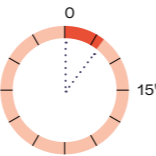
8 min 31 sec

average response time for general incidents



7 min 23 sec

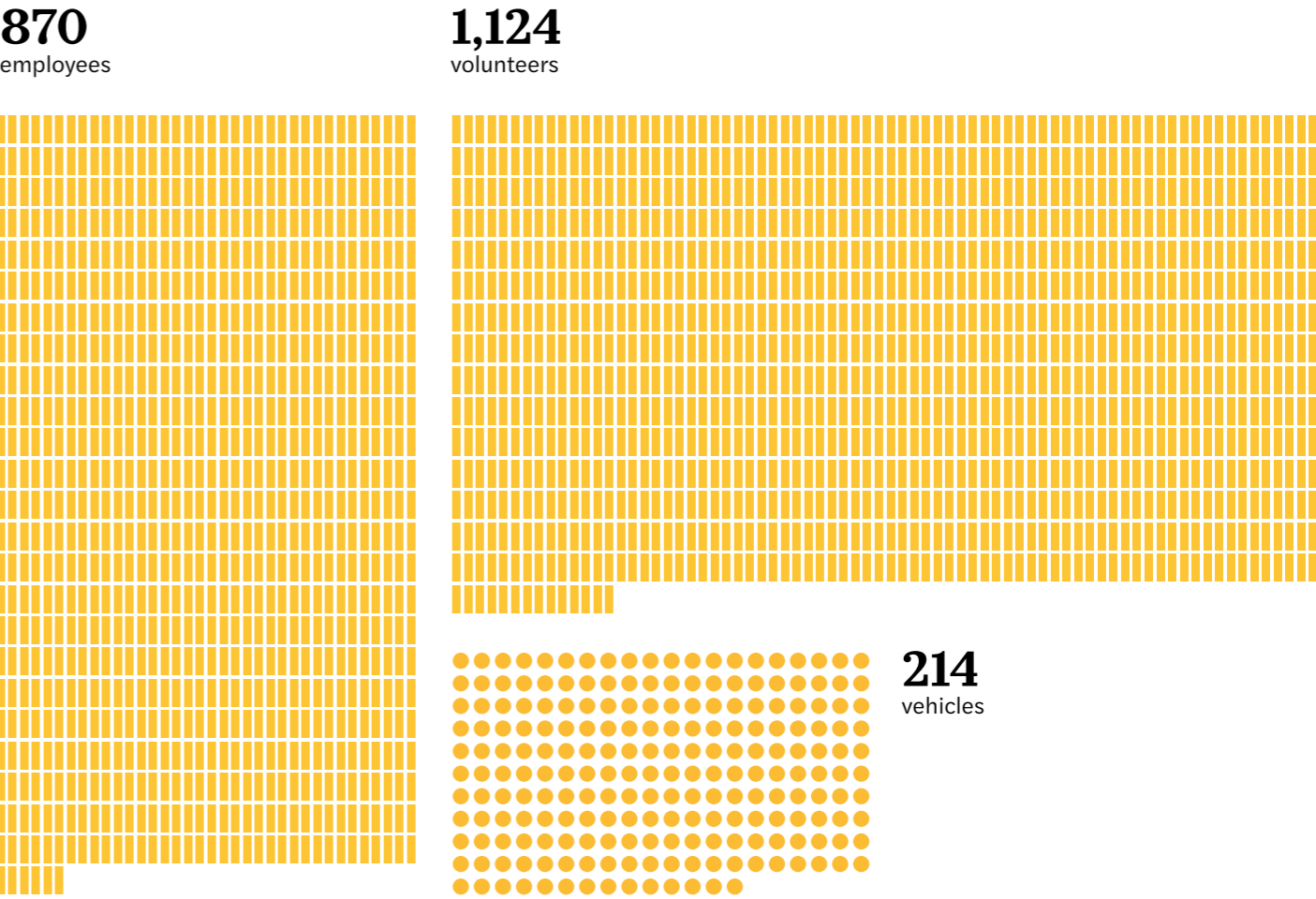
average response time for emergencies



6 min 39 sec

average response time for fires inside buildings

MEDICAL EMERGENCY RESPONSE SERVICE (SAMUR - PROTECCIÓN CIVIL)



2,284

RISK EVENTS COVERED BY THE SERVICE

159,399

TOTAL ACTIVATIONS OF THE SERVICE

7,523

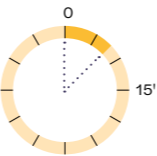
PERSONS ATTENDED TO IN FORESEEABLE RISK EVENTS

128,962

PEOPLE ATTENDED IN TOTAL

Average Response Time:

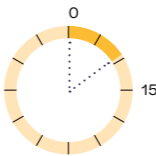
emergencies



7 min 49 sec

ambulance arrival time from activation

general incidents



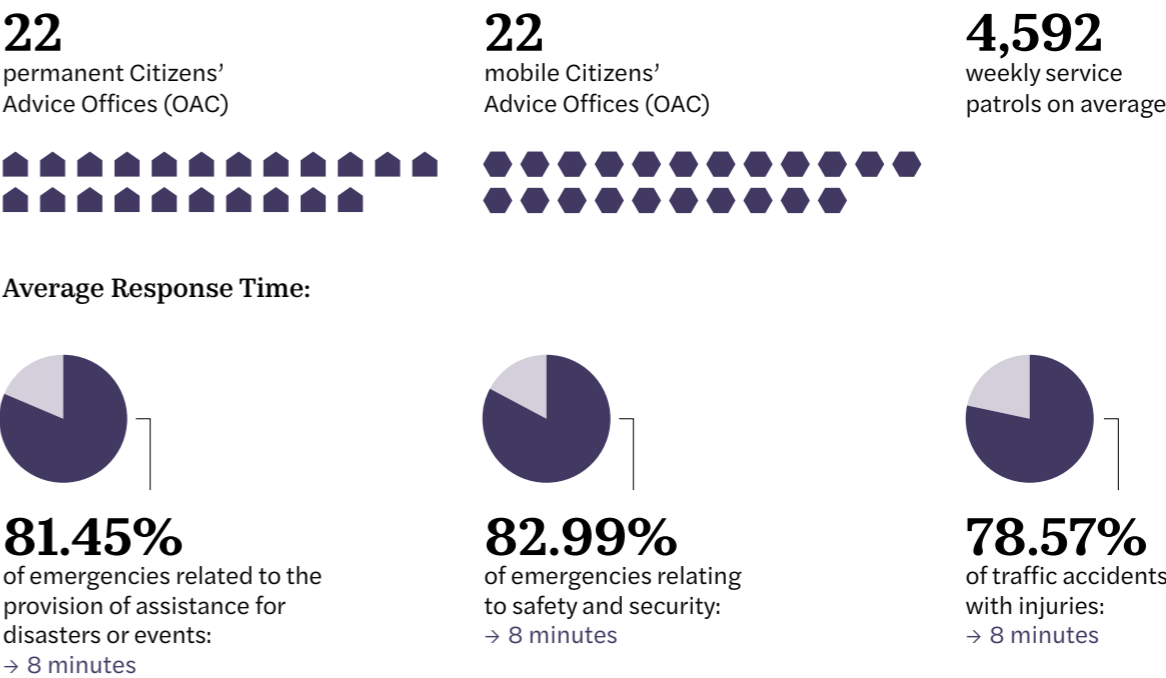

9 min 32 sec


from the time the citizen calls until the ambulance arrives




MUNICIPAL POLICE IN THE CITY OF MADRID

5,565
municipal police officers









madrid.es