

MADRID FACTS AND FIGURES

Report 2025
Consolidated data for 2023



MADRID FACTS AND FIGURES

Report 2025

Consolidated data for 2023

General Coordination of the Mayor's
General Directorate for Institutional Relations and Business Participation
Strategic Projects and Business Participation Office
Madrid City Council

Legal Deposit: M-20756-2018

© Madrid City Council. March 2025



Presentation — Madrid in Figures 2025

(2023 data)

It is an honour to present the new 2025 edition of the data-packed *Madrid in Figures* publication, which offers a detailed overview of the state of our vibrant city.

Madrid, with a population of nearly three and a half million inhabitants, remains one of the largest and most dynamic cities in Europe. Its role as an economic and cultural engine is undeniable. At the same time, it is a city where people live longer and better. Its life expectancy at birth—85.99 years, the highest in the EU—reflects the excellent quality of life Madrid offers, prioritising health and well-being.

Madrid is a city that is constantly renewing itself, bringing new green spaces closer to pedestrians, places to rest, exercise, or play. Its privileged climate, with an average annual temperature of 16.5 °C and 3,077 hours of sunshine per year, invites residents and visitors to enjoy more than 200 parks and gardens, as well as the many outdoor activities the city offers. It is a walkable and accessible city, energy-efficient, and successfully fulfilling its commitment to improving air quality, having achieved the best records in its history in recent years.

Madrid boasts an excellent public transport network, where sustainable mobility predominates, alongside outstanding international connectivity. It is also a highly digitalised city, a leader in e-government services, and committed to technology-intensive sectors.

Madrid, Europe's gateway to Latin America, has gained prominence on the international scene in recent years. It is a prosperous city, offering a very favourable environment for investment. In addition, it continues to consolidate its position as the new audiovisual hub of Southern Europe and a pole of attraction for emerging innovation.

At the same time, it is a family-friendly city, with a broad educational offering that covers from early childhood to postgraduate studies so that each student can develop all

their talents. Every year it welcomes an increasing number of university students and expatriates who have found in Madrid the perfect balance between the professional opportunities of a big city and a high quality of life.

Madrid has an incalculable wealth of heritage and a cultural offer that extends throughout the city, standing out for having the world's largest repertoire of theatre and musicals in Spanish. It is an unmissable spot for sports lovers and is renowned for its gastronomy, offering everything from tapas and century-old establishments to 26 Michelin-starred restaurants.

All of this, together with the growing number of experiential tourism activities, makes it an attractive destination for tourists, with more than 10 million visitors in 2023, including a rising number of business travellers.

Madrid is a safe and caring city, with an active volunteer corps and a well-equipped security and emergency infrastructure. Its openness and social public services have made it a welcoming and inclusive city.

In summary, Madrid is a thriving city, welcoming and open to all. With an unparalleled quality of life and a promising future, Madrid aspires to remain the place where every story begins.

José Luis Martínez-Almeida Navasqués
Mayor of Madrid

1. Basic Information about Madrid	10
2. Politics and Administration	14
3. Economy and Employment	20
4. Shopping and Trade	30
5. Innovation and Entrepreneurship	32
6. Education	38
7. Culture and Leisure	44

8. Sports	48
9. Tourism	52
10. Environment and Sustainability	58
11. Mobility and Transport	62
12. Health and Social Care	70
13. Safety, Security and Emergency Response	74

Note: The data in the publication are updated for the period 2023.

Madrid in the world

GLOBAL CAPITAL	QUALITY OF LIFE	CITY THAT ATTRACTS BUSINESS AND TALENT	CONNECTED AND SUSTAINABLE CITY	INNOVATIVE CITY	VIBRANT CITY
<div><div>5th</div><div>most magnetic city in Europe and 10th in the world.</div><div>— Mori Global Power City Index 2024</div></div> <div><div>4th</div><div>best city in Europe and 7th in the world.</div><div>— Resonance, World’s Best Cities 2025</div></div> <div><div>3rd</div><div>most influential city in Europe and 13th in the world.</div><div>— Kearney, Global City Index (GCI), Global Cities Report 2024</div></div>	<div><div>1st</div><div>European region with the highest life expectancy at birth in 2022.</div><div>— Eurostat, Life expectancy at birth 2024 (data 2022)</div></div> <div><div>2nd</div><div>most liveable city worldwide.</div><div>— Mori Memorial Foundation, Global Power City Index 2024</div></div> <div><div>4th</div><div>best city for expats in Europe and 7th worldwide.</div><div>— InterNations, Expat City Ranking 2024</div></div> <div><div>5th</div><div>best city in the world for quality of life.</div><div>— Monocle, Quality of Life Survey 2024</div></div>	<div><div>1st</div><div>best meeting and conference destination in the world.</div><div>— World Travel Awards, World’s Leading Meeting & Conference Destination 2024</div></div> <div><div>8th</div><div>city in the world with the highest number of international congresses in 2023.</div><div>— ICCA, Business Analytics 2023</div></div> <div><div>3rd</div><div>most preferred European city for investors in 2023.</div><div>— CBRE, Europe Investor Intentions Survey 2024</div></div> <div><div>4th</div><div>best European city for foreign direct investment strategy in 2024.</div><div>— fDi Intelligence, European Cities and Regions of the Future 2024 (Major cities category)</div></div>	<div><div>3rd</div><div>best airport in Southern Europe.</div><div>— Skytrax, World Airport Awards 2024</div></div> <div><div>8th</div><div>smartest city in the world, in the category of mobility and transport.</div><div>— IESE, Cities in Motion 2024</div></div>	<div><div>1st</div><div>city with the best e-government in the world. LOSI.</div><div>— UN, E-Government Survey 2024</div></div> <div><div>1st</div><div>emerging startup ecosystem in the world.</div><div>— Startup Genome, Emerging Ecosystems Ranking, GSER 2024</div></div>	<div><div>2nd</div><div>best destination in Europe and 3rd in the world.</div><div>— Euromonitor, Top 100 City Destinations Index 2024</div></div> <div><div>3rd</div><div>sportiest city in Europe and 5th in the world.</div><div>— BURSON, Ranking of Sports Cities 2024</div></div>




1. Basic Information about Madrid

Over the past few years, Madrid has revamped many of its public spaces, making its favourite pastime, el paseo (aimlessly strolling), more pleasurable than ever. The city now has wider pavements, more public benches, water fountains and thoroughfares that consider pedestrians.

—— Monocle, Quality of Life Survey 2024

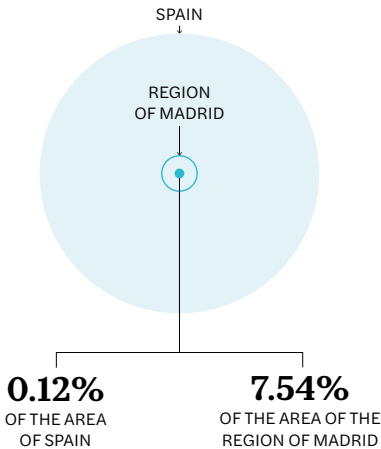
DISTANCE

Estimated flying time from Madrid



AREA

605.7 Km²
is the area of the city of Madrid



LOCATION

40° 24' 43" N
3° 40' 41" W
Coordinates of the city of Madrid

667 m
above sea level

CLIMATE

16.5 °C
Average annual temperature

22.3 °C
Maximum daily temperature
→ annual average

10.7 °C
Minimum daily temperature
→ annual average



484 mm
Average annual precipitation

56%
Average relative humidity

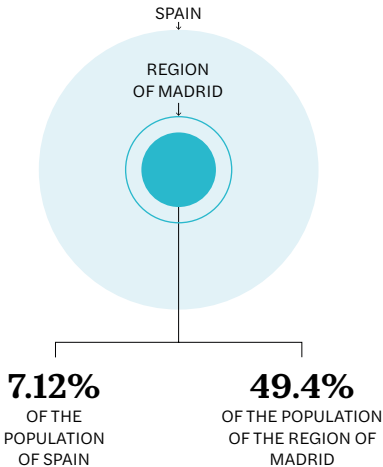
3,077 hr
Hours of sunshine per year

8 hr 24 min
Hours of sunshine per day
→ daily average

POPULATION

5,713 inhab./Km²
population density

3,460,491
inhabitants was the population
of the city of Madrid



LIFE EXPECTANCY AT BIRTH

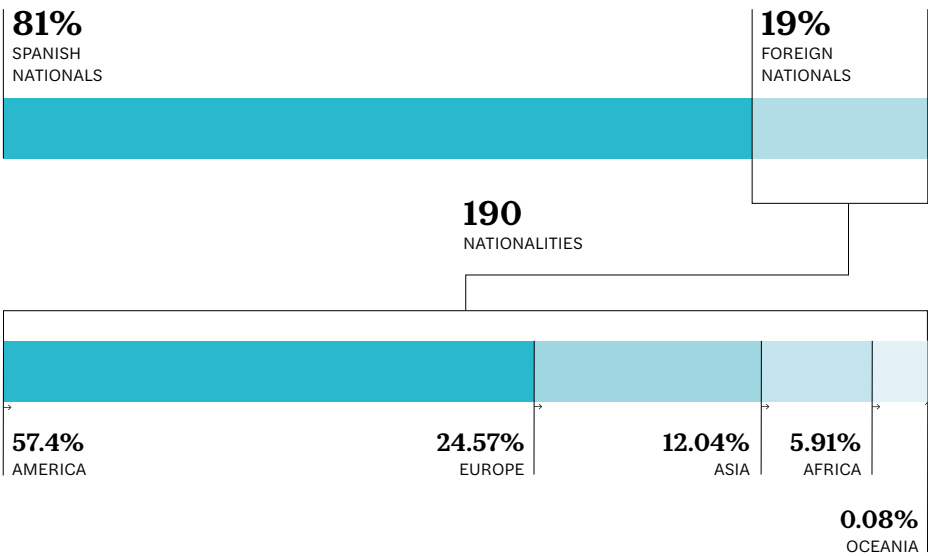
85.99 years
is the life expectancy at birth
in the city of Madrid

→ PROGRESS:
2021 85.06 | 2022 85.29 ↑ | 2023 85.99 ↑

88 years for women
83.45 years for men

01 — Basic Information about Madrid

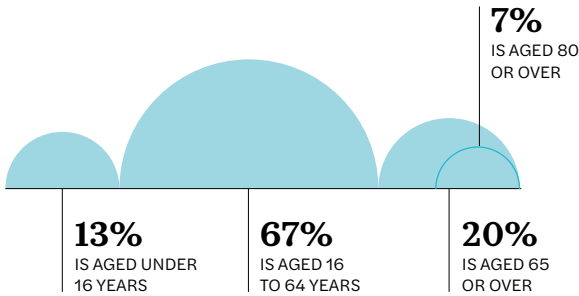
POPULATION BY NATIONALITY



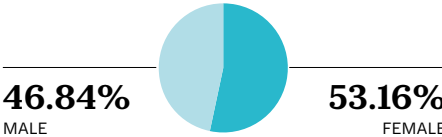
POPULATION BY AGE

44 years
is the average age

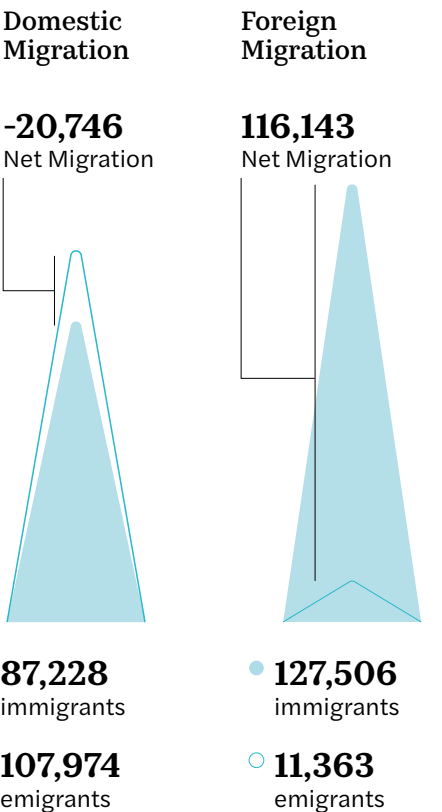
59.17%
is the labour force
replacement ratio



POPULATION BY SEX



CHANGES IN RESIDENCE



2. Politics and administration

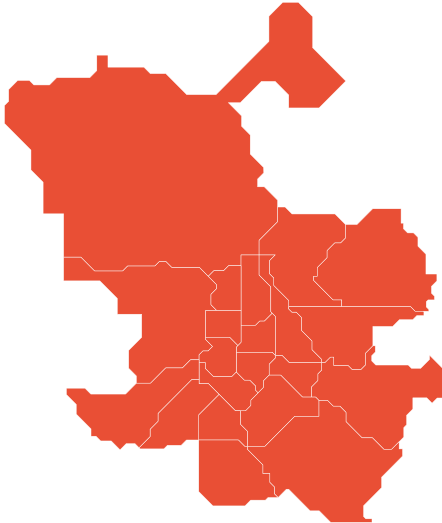
As part of its continuing effort to be a global leader in urban development, Madrid is about to embark on another flagship project that will further cement its status as a smart city: the installation of the most advanced smart waste management infrastructure in Europe.

— IESE, Cities in Motion 2024

TERRITORIAL ORGANISATION

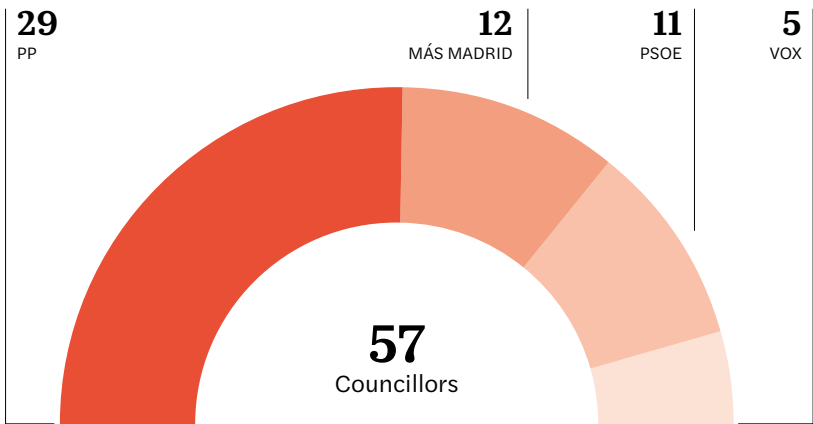
In terms of territory, Madrid is divided into:

21 districts
131 neighbourhoods



MADRID CITY COUNCIL (2019–2023)

4 political parties were represented in Madrid City Council



7 Madrid City Council government departments:

- Deputy Mayor, Spokesperson, Security and Emergencies
- Urban Planning, Environment and Mobility
- Culture, Tourism and Sports
- Economy, Innovation and Finance
- Works and Equipment
- Social Policies, Family and Equality
- Housing Policies

27,250
municipal employees



COOPERATION AND GLOBAL CITIZENSHIP

41
co-financed projects




13
countries

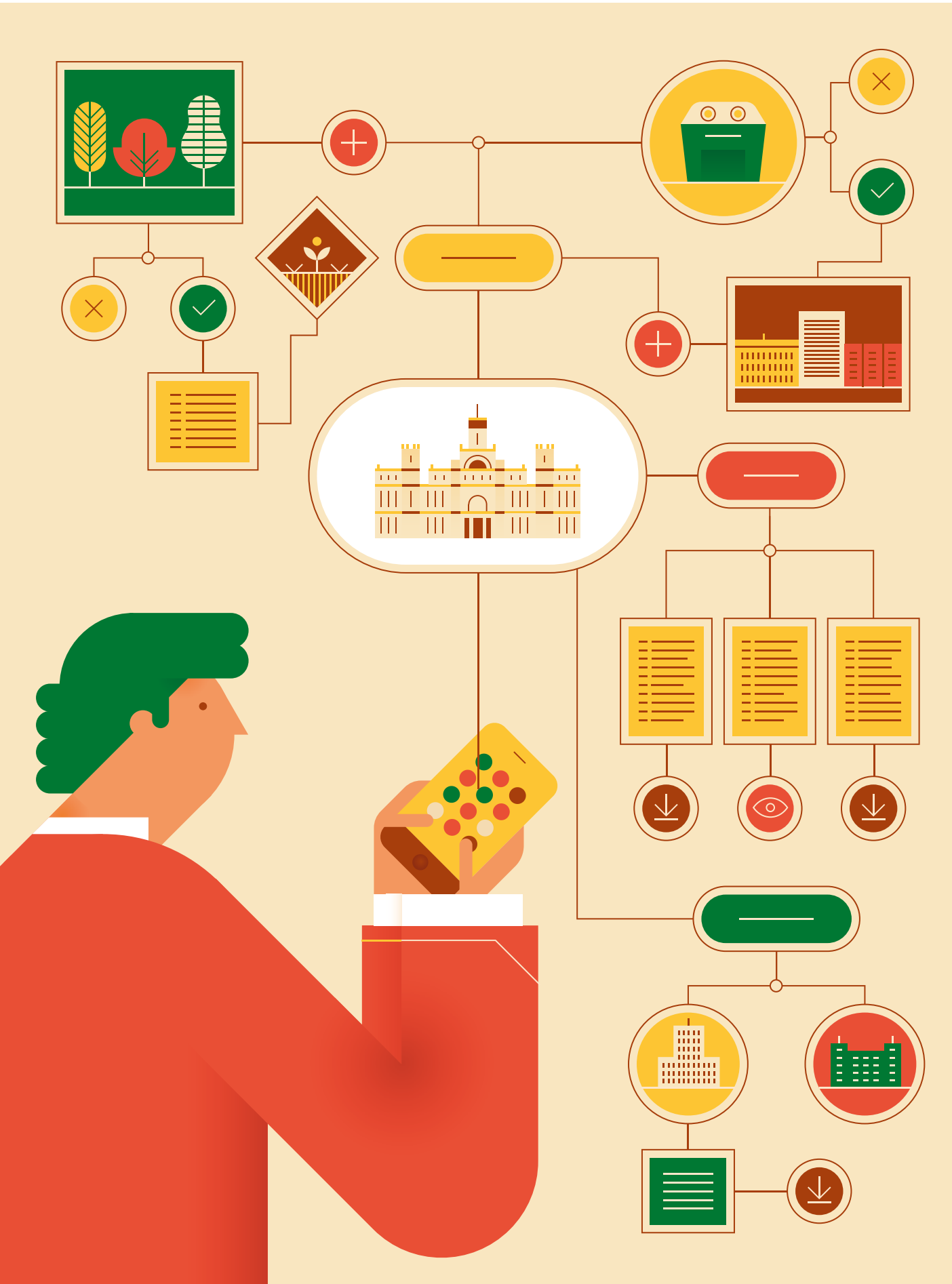


€1.7 M
allocated to
humanitarian aid

€75.7 M
invested between
2016 and 2023

118,111
beneficiaries

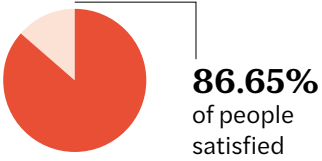





CITIZEN SERVICES

Institutional website

795,565
published contents



Phone number 010 Linea Madrid

3,805,236
of calls answered

6,265,423
services provided

2,952,028
general information provided

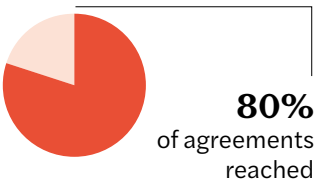
3,313,395
actions taken

8.81
citizen rating
of satisfaction



MEDIATION OFFICE

90
administrative mediation
processes negotiated



QUALITY OF LIFE AND SATISFACTION

Results of the survey on Quality of Life and
Satisfaction with Public Services in the City of Madrid

7,8
Satisfaction with
living in Madrid



8,3
Highest rated service:
Fire Department



8 / 10
Highest rated attribute: Cultural,
leisure and entertainment offer



DIGITAL OFFICE

1,628,514
Register entries and exits

4,660,517
Electronic Notifications

10,237,662
Electronic identifications

40,718
Issuance of Electronic Certificates

3,714,768
Electronic Signatures

572,837
Notices

881,659
Use of the Intermediation Platform

2,452,643
Registration Certificates

318,884
Attention to the Elderly
→ +61.7% vs. 2022

165,359
Downloads of the MADRID MÓVIL application
→ PROGRESS:


2021	2022	2023
113,181	165,035 ↑	165,359 ↑

7,465,531
Sports Activities:

1,316,355 OPEN CLASSES
4,299,576 FREE ACTIVITIES

1,849,600
OUTDOOR POOLS

7.91
e-Services Satisfaction Index



3. Economy and Employment

Market size and liquidity are key factors for real estate agents. These, along with the quality of life in the Spanish capital, have propelled Madrid from eighth place in 2020 to second this year.

— PWC, Emerging Trends in Real Estate 2025

Economy

GROSS DOMESTIC PRODUCT

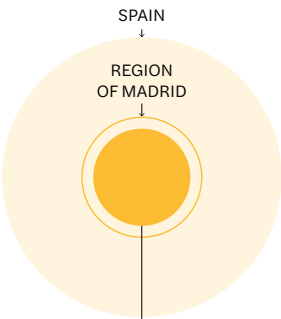
Gross Domestic Product

€181.280 B

GDP of the city of Madrid

→ PROGRESS:

2021	2022	2023
151,662	166,964 ↑	181,280 ↑



12.10%
OF SPAIN'S GDP
→ €1,498.324 B

65.71%
OF THE GDP OF THE
REGION OF MADRID
→ €275.879 B

Gross Value Added

€164.73 B

GVA in the city of Madrid

€248.64 B

GVA in the region of Madrid

Gross Domestic Product
Per Capita

€52,386

GDP per capita in the city of Madrid

→ +3,58% vs. 2022

€39,387

GDP per capita
in the region of
Madrid

€30,812

GDP per capita
national average

GDP by Sector of Activity
in the City of Madrid

88.57%
SERVICES

7.70%
MINING, INDUSTRY
AND ENERGY

3.70%
CONSTRUCTION

0.04%
AGRICULTURE AND
LIVESTOCK FARMING

City of Madrid Services Sector
GDP Breakdown

26.99%

TRADE, TRANSPORT AND
HOSPITALITY

21.16%

PUBLIC ADMINISTRATION,
EDUCATION AND HEALTH

18.92%

PROFESSIONAL,
SCIENTIFIC AND
TECHNICAL
ACTIVITIES

12.05%

INFORMATION AND
COMMUNICATIONS

11.10%

REAL ESTATE ACTIVITIES

9.78%

FINANCIAL AND INSURANCE ACTIVITIES



CONSUMER PRICE INDEX

110,82

Consumer Price Index (CPI)
in the region of Madrid

→ 3% annual change



ECONOMIC INDICATORS

130,7

Harmonised Business Confidence
Index in the region of Madrid

131,1

Harmonised Business Confidence
Index in the city of Madrid

11,4

Business Climate Indicator
in the city of Madrid

108,4

Retail Trade Index
in the region of Madrid

109,2

Industrial Production
Index in the region of Madrid

AVERAGE ANNUAL HOUSEHOLD EXPENDITURE

€37,253

average annual household
expenditure in the city of Madrid

€15,530

average annual expenditure per
person in the city of Madrid



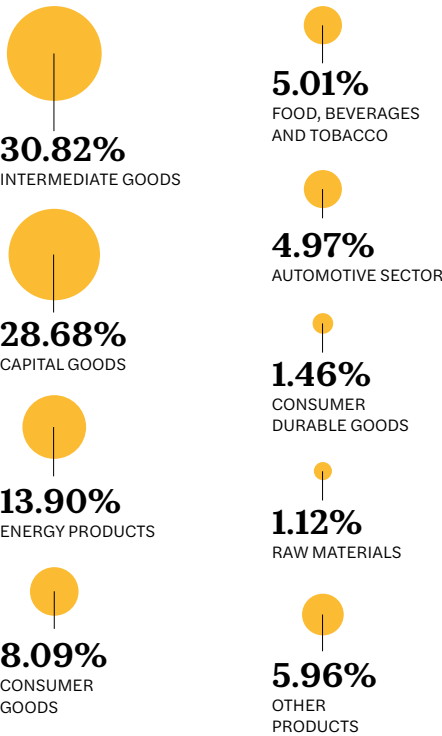


FOREIGN TRADE

Exports
€51.068 B
export volume in the region
of Madrid

13.30%
of Spain's total export volume
→ €384.098 B

The Region of Madrid's
Exports by Type of Goods



The Region of Madrid's Exports by
Country of Destination



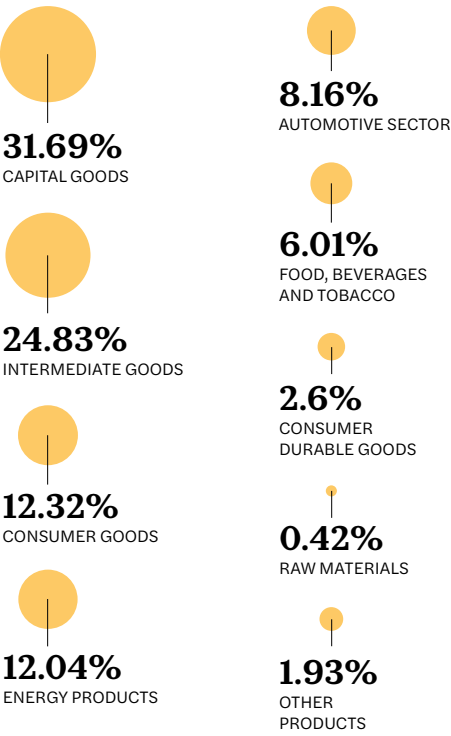
Imports in the Region of Madrid
by Country of Origin



Imports
€98.355 B
import volume in the
region of Madrid

23.21%
of Spain's total import volume
→ €423.723 B

Imports in the Region of Madrid
by Type of Goods





FOREIGN INVESTMENT

Foreign Investment
by the Region of Madrid

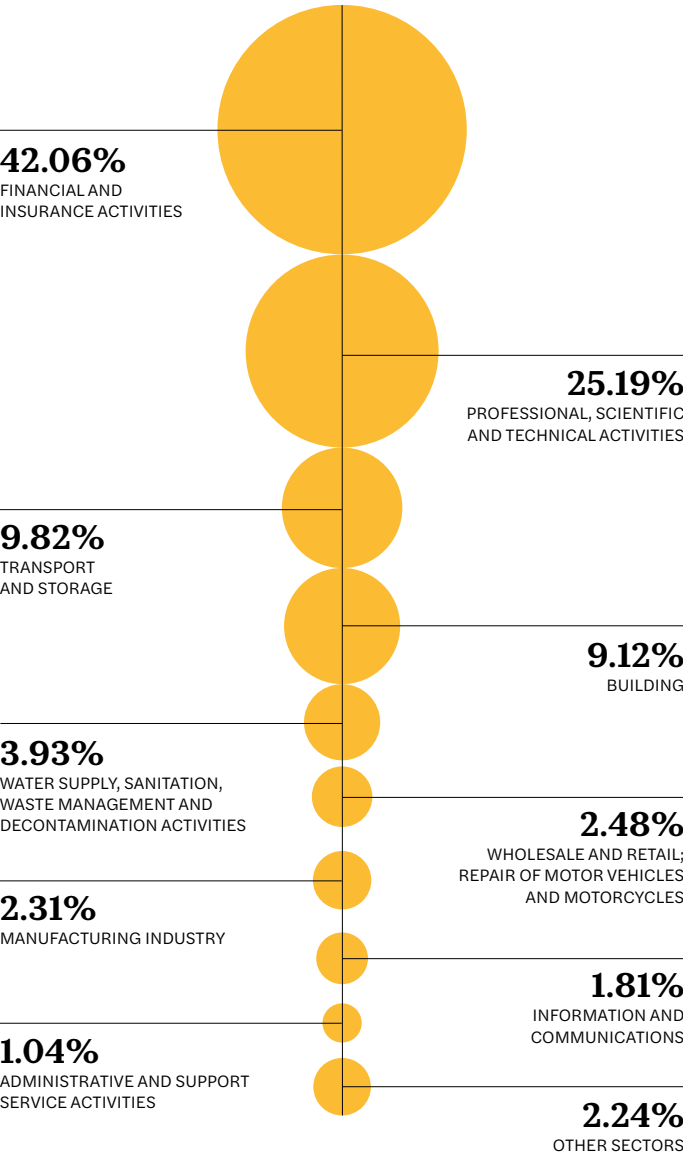
€19.252 B

invested abroad by the region of Madrid

68.28%

of Spain's total foreign investment
→ €28.196 B

Foreign investment in the Region
of Madrid by economic sector



Foreign Investment Received
in the Region of Madrid

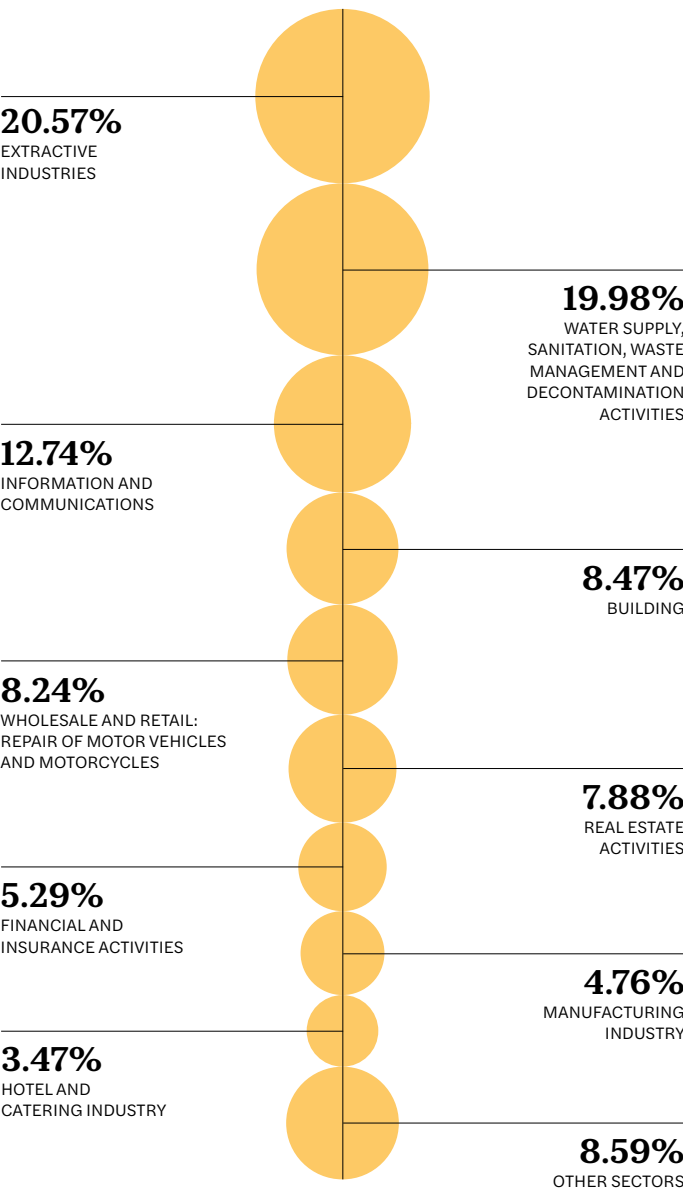
€16.853 B

of foreign direct investment (FDI)
received in the region of Madrid

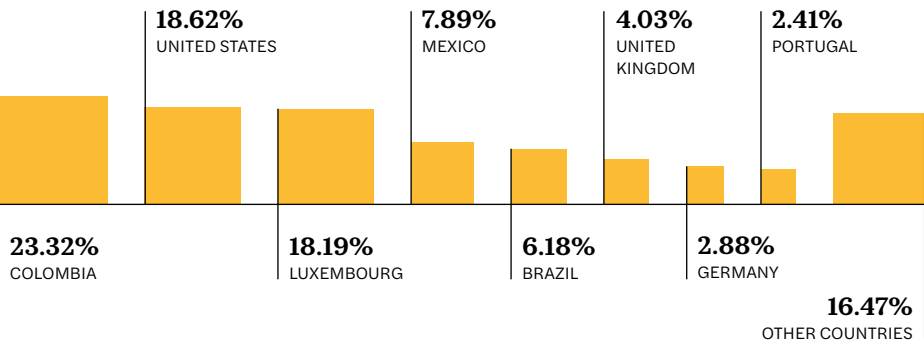
55.51%

of all FDI received in Spain
→ €30.362 B

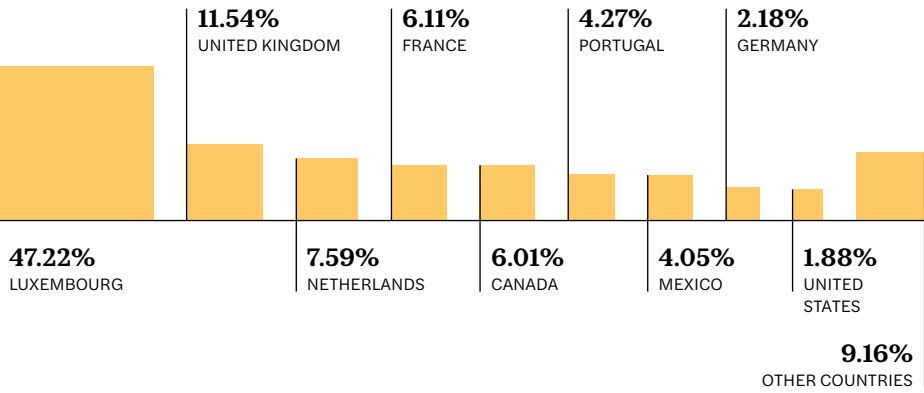
Foreign Investment in the Region
of Madrid by Economic Sector



Foreign Investment by the Region of Madrid by Country of Destination



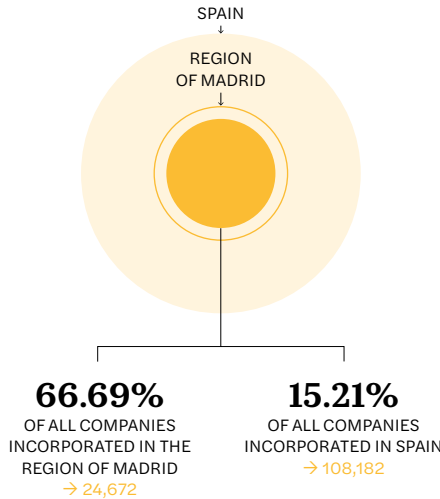
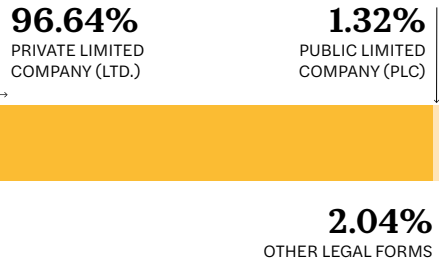
Foreign Investment in the Region of Madrid by Country of Origin



NEW COMPANIES

16,454

companies incorporated
in the city of Madrid
→ +5,64 vs. 2022



COMPANIES

503,018

active companies in
the region of Madrid

15.68%

of all companies in Spain
→ 3,207,580

282,092

active companies
in the city of Madrid

8.79%

of all companies in Spain
→ 3,207,580

Companies listed on the IBEX-35


19

companies headquartered
in the city of Madrid
→ PROGRESS:

2021	2022	2023
16	18 ↑	19 ↑

23

companies headquartered
in the region of Madrid



Employment

OVERVIEW OF THE LABOUR MARKET

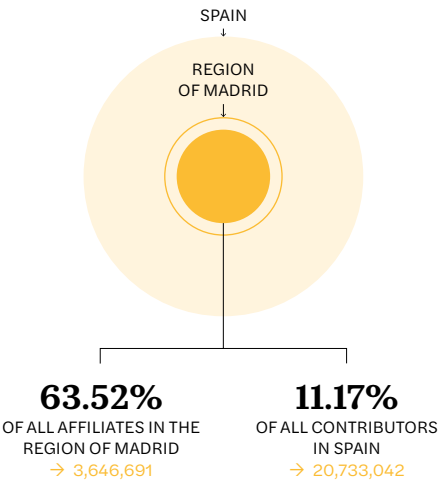
Workers in the City of Madrid

Social Security affiliates
→ 31 December 2023

2,316,279
social security affiliates
in the city of Madrid

→ PROGRESS:

2021	2022	2023
2.07 M	2.21 M ↑	2.31 M ↑




Social Security affiliates in Madrid
by Type of Employment
→ 31 December 2023

2,042,349
affiliates to the General Scheme
(paid employed workers)

200,997
affiliates to the Self-Employed Scheme

72,933
affiliates to other schemes



Contracts Signed with a Workplace in the City of Madrid

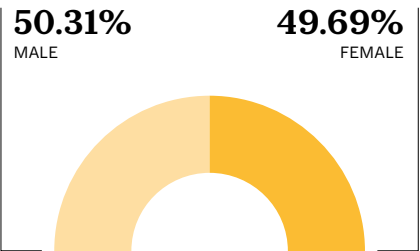
1,357,595
contracts signed with
a workplace in the city:

666,176
open-ended contracts

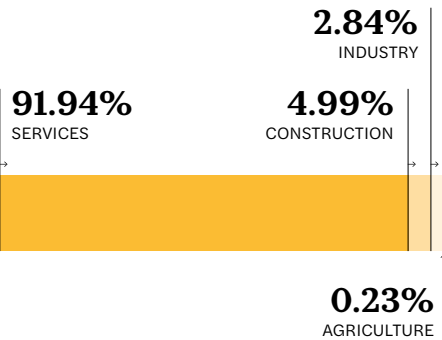
682,376
fixed-term contracts

9,043
training contracts

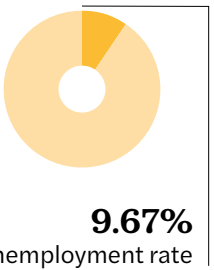
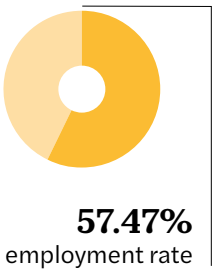
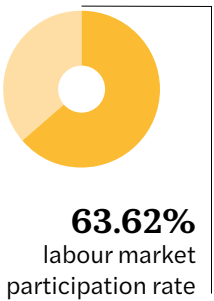
Contracts by Sex



Contracts by Sector of Activity



EMPLOYMENT RATES IN THE CITY OF MADRID



EMPLOYMENT AGENCY OF THE CITY OF MADRID

Activity Data

5,858
Jobs offered

6,552
People trained in skills
for access to employment

6,015
Number of places offered
in training courses

43,823
People participating
in orientation programs

9
individual
assistance offices



8
training
centres



14,789
candidates pre-selected and put forward
for company recruitment processes

50,031
people
assisted

1,985
Brokerage
contacts with
companies



4. Shopping and Trade

Colour and creative expression pop from shop windows.
Sunbathers stretch out in parks and on rooftops.

Monocle, Quality of Life Survey 2024

TOP 5 FASHION EVENTS IN THE CITY OF MADRID

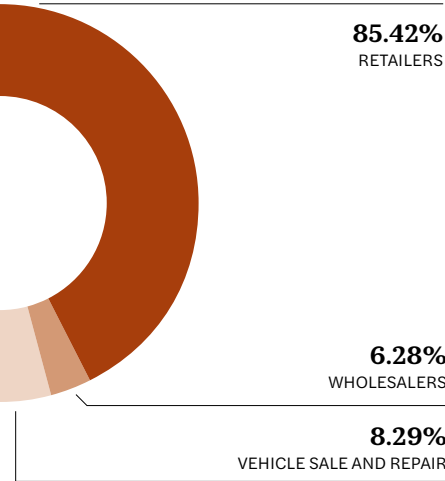
- 1. MERCEDES BENZ FASHION WEEK MADRID
- 2. MADRID ES MODA
- 3. CABALGANDO ENTRE COSTURAS
- 4. MADRID CRAFT WEEK
- 5. ATELIER COUTURE

MERCAMADRID

20,000 visitors per day on average	12,000,000 consumers	9,000 workers
15,000 vehicles per day on average	2,215,060 m² area	€6,1 M net profit
	800 companies	75% recovered waste materials

SHOPPING AND TRADE

37,587
commercial premises:



15 shopping areas of tourist interest

165 Centuries-old Establishments

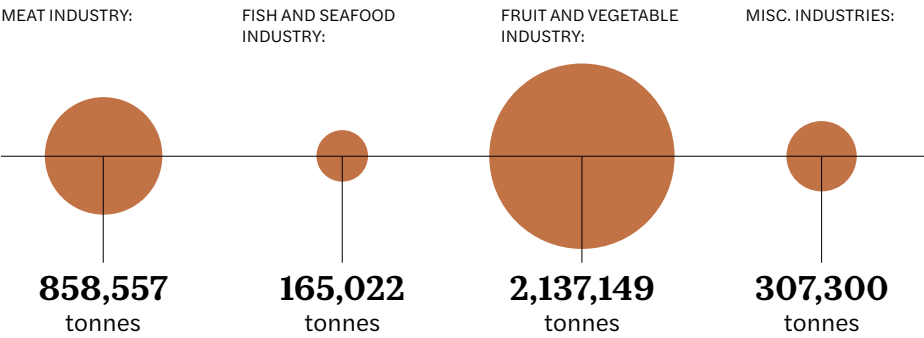
1 municipal trade and commerce school

3,468,029

tonnes of fresh products placed on the market:

→ PROGRESS:

2021	2022	2023
3.15 M	3.16 M ↑	3.46 M ↑



Origin of Products Placed on the Market:



MUNICIPAL MARKETS

45
municipal markets



2 Producers market

2,338 market stalls

MERCADO 47

6
partner markets



+1,000 member businesses

+ 25,000 items for sale

CONSUMPTION

1 Consumer Arbitration Board

22 Consumer Information Offices (OMIC)

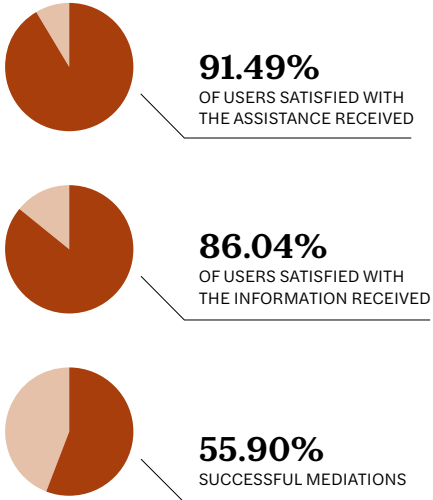
15,310 complaints processed

28,304 queries attended

People assisted:

16,400
people attended to on a personalised basis by appointment

12,038
email enquiries answered in a personalised way




5. Innovation and Entrepreneurship

The Spanish capital did take a step in the right direction in 2023 with an open innovation program in partnership with the European Union, supporting five startups that develop alternative transportation concepts around public transport and active mobility.

— Oliver Wyman Forum, Urban Mobility Readiness 2024

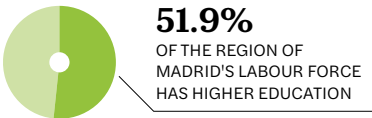
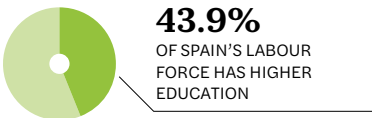
TOP 5 INNOVATION EVENTS IN THE CITY OF MADRID

- 1. SOUTH SUMMIT
- 2. MADRID TECH SHOW
- 3. GLOBAL ROBOT EXPO
- 4. TRGCON
- 5. GREEN GAS MOBILITY



TALENT

Higher Education



Professional Qualifications → 1 January 2024

449,093
advanced engineering graduates, university degree graduates and senior management staff employed in the city of Madrid
→ 21% of the total

194,287
3-year technical engineering degree graduates, qualified specialists and assistants employed in the city of Madrid
→ 9% of the total

Workers Employed in Internal R&D → Full-Time


69,886
workers employed in internal R&D in the region of Madrid
→ +8.4% vs. 2022

24.75%
OF ALL WORKERS EMPLOYED IN INTERNAL R&D IN SPAIN
→ 282,415

Researchers in Internal R&D → Full-Time

44,010
researchers in the region of Madrid
→ +8.6% vs. 2022

25.14%
OF ALL RESEARCHERS IN SPAIN
→ 175,044



SCIENTIFIC OUTPUT

2,344
doctoral theses successfully completed in universities in the region of Madrid
→ +8.82% vs. 2022

19.89%
OF ALL DOCTORAL THESES SUCCESSFULLY COMPLETED IN SPAIN

1,701
doctoral theses successfully completed in universities in the city of Madrid
→ +7.59% vs. 2022

80.31%
COMPLETED BY SPANISH NATIONALS

265
patent applications in the region of Madrid
→ +8.16% vs. 2022

22%
OF ALL PATENT APPLICATIONS IN SPAIN (1,191)

11,000
trademark applications in the region of Madrid
→ +5.53% vs. 2022

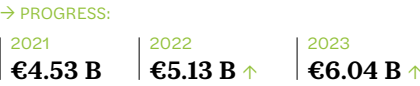
23%
OF ALL TRADEMARK APPLICATIONS IN SPAIN (48,766)

19.69%
COMPLETED BY FOREIGN NATIONALS



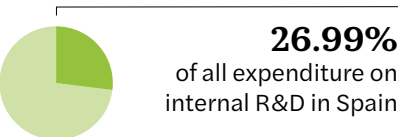
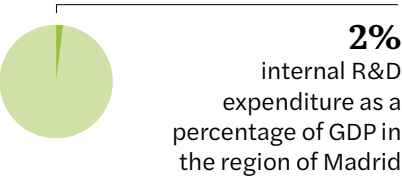
RESEARCH AND DEVELOPMENT (R&D)

€6.04 B
expenditure on R&D in
the region of Madrid




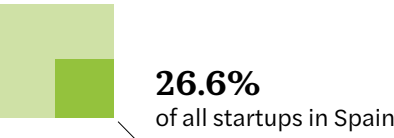
1,960
R&D companies in
the region of Madrid

24.09%
of all R&D
companies in Spain
→ 8,136 companies



STARTUPS

3,358
startups in the region of Madrid



HIGH TECHNOLOGY

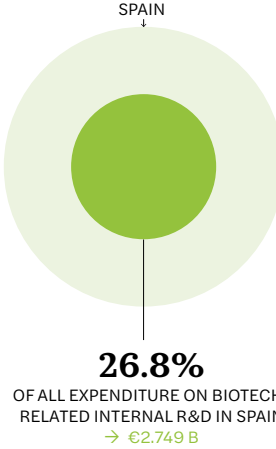
26,086
high-tech establishments
in the Madrid region
→ 2022

€2.162 B
expenditure on high-tech
R&D in the region
of Madrid
→ 2022

364,600
workers employed in high
technology in the region
of Madrid
→ 2022

BIOTECHNOLOGY

€737 M
expenditure on biotech-related internal
R&D in the region of Madrid



VENTURE CAPITAL & PRIVATE EQUITY INVESTMENT

€2.277 B
of VC/PE invested in
the region of Madrid

233
VC/PE investments
in the region of Madrid



RESEARCH & DEVELOPMENT CENTRES

96
R&D Centres in the Region of Madrid

7
Science and
Technology Parks

6
International Campuses
of Excellence (CEI)

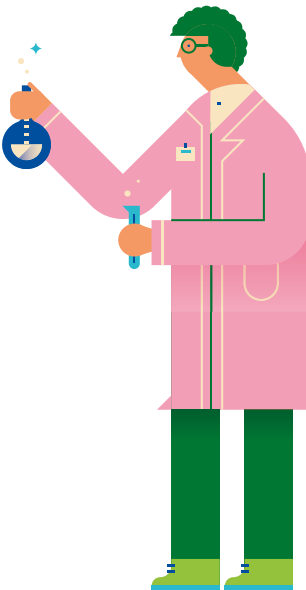
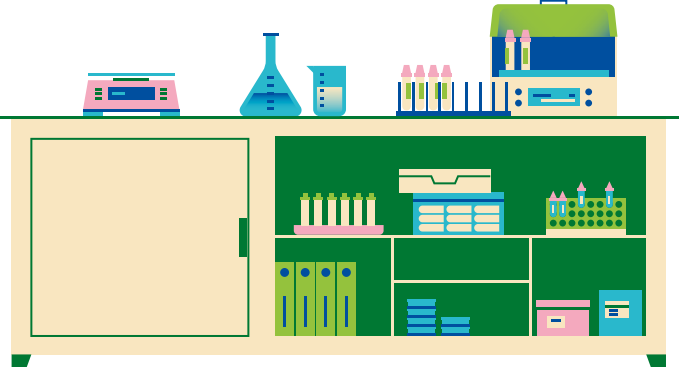
7
Research and Excellence
Centres (IMDEA)

8
Health Research Institutes
(IIS)

13
Singular Scientific and
Technical Infrastructures (ICTS)

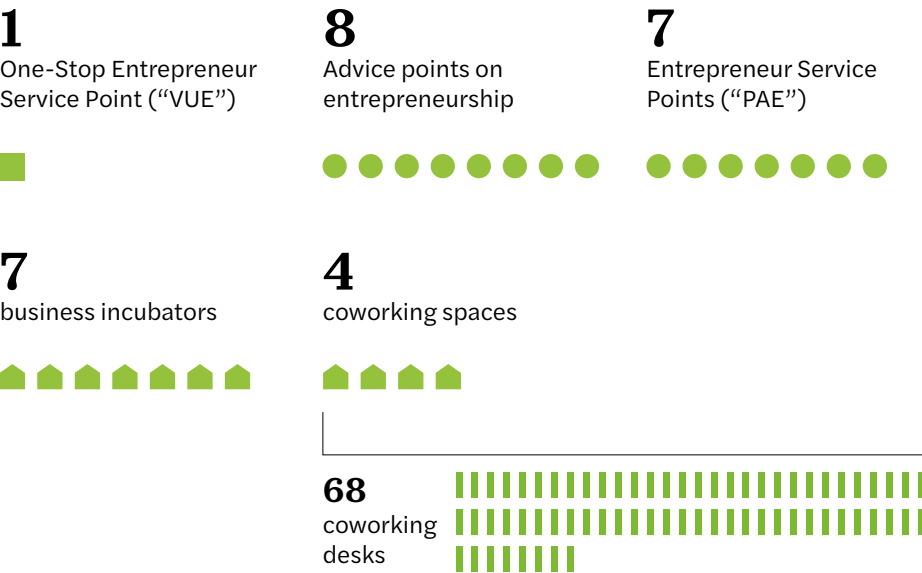
13
Foundations for
Biomedical Research (FIB)

42
Research Institutes
and Centres (CSIC)

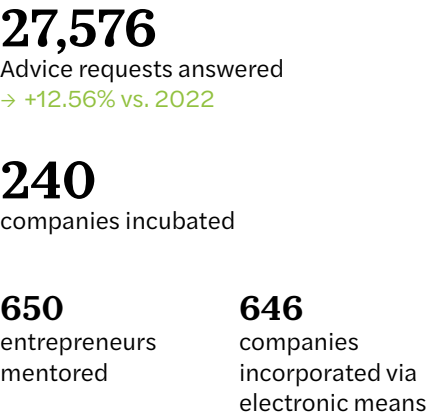


SUPPORT FOR ENTREPRENEURS PROVIDED BY THE CITY OF MADRID

Entrepreneurial Activity in Municipal Spaces



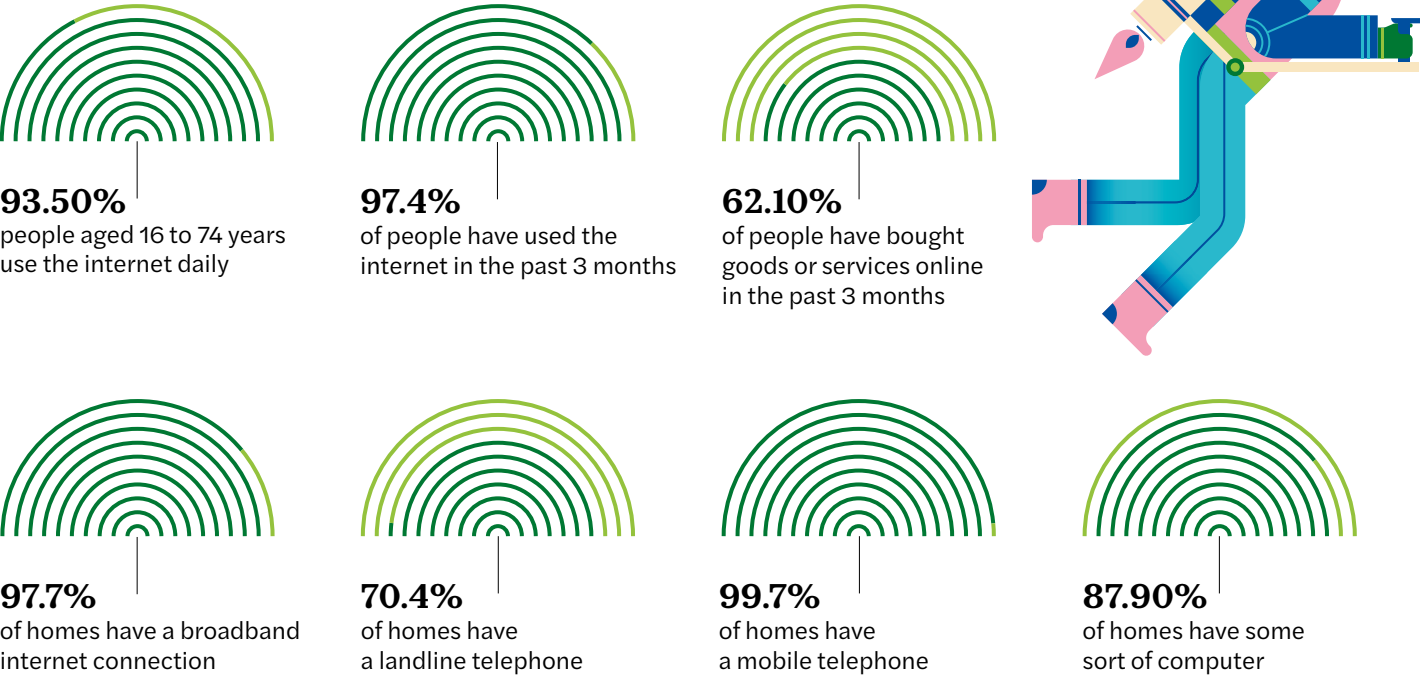
Entrepreneurial activity in municipal spaces



ICT ENVIRONMENT



Use of Information and Communications Technology in the Region of Madrid



6. Education

Madrid stands as an academic beacon, offering a world of opportunities for students seeking a transformative educational experience. Madrid combines a rich cultural heritage with cutting-edge academic pursuits.

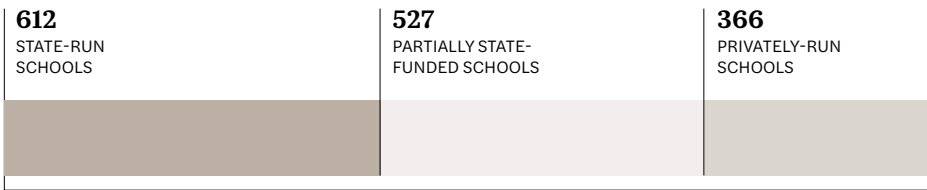
— QS, Best student cities 2025

NON-UNIVERSITY EDUCATION

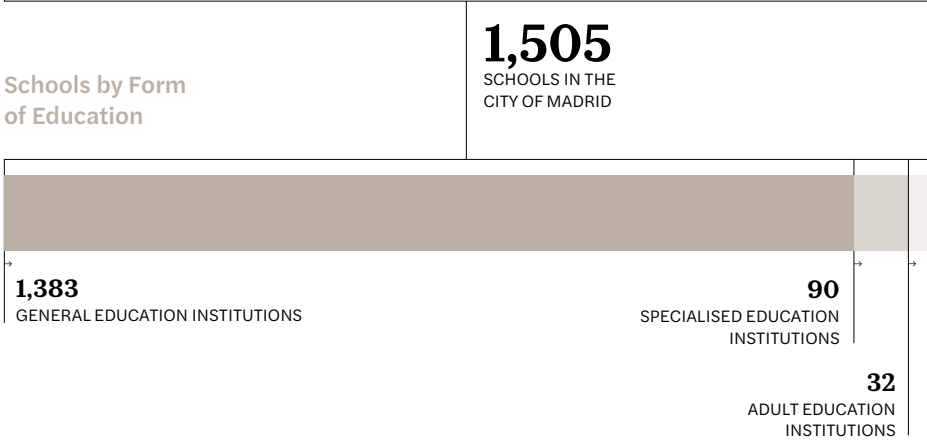
Schools
→ ACADEMIC YEAR 2023-2024

343
bilingual schools

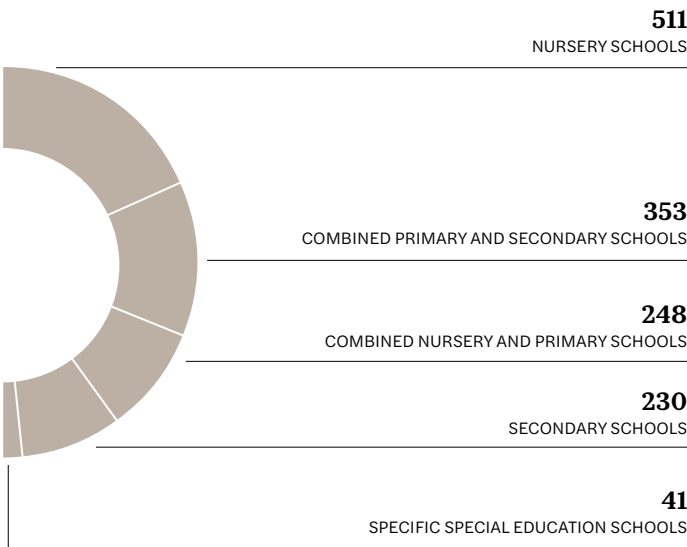
Schools by Ownership



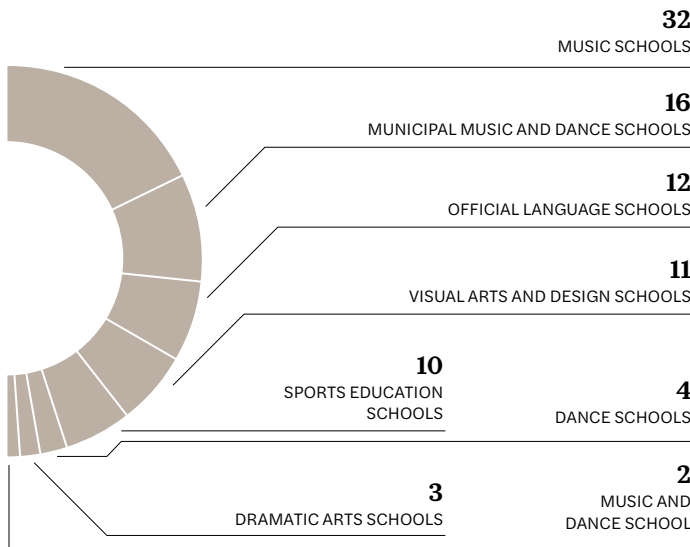
Schools by Form of Education



General Education Institutions



Specialised Education Institutions





Municipal Schools

General Education Institutions

74
NURSERY SCHOOLS FOR CHILDREN AGED 0-3
→ 8,536 PLACES, +5,84% VS. 2022



Specialised Education Institutions

14
MUSIC SCHOOLS



2
MUSIC AND DANCE SCHOOLS



1
DRAMATIC ARTS SCHOOL



1
CERAMICS SCHOOL



Enrolled Students

→ Academic Year 2023-2024

Enrolled students

540,332
students enrolled in general education institutions in the city of Madrid
→ PROGRESS:
2021 525,217 | 2022 533,336 ↑ | 2023 540,332 ↑

82,904
foreign students in the city of Madrid

No. of Students Enrolled by Ownership of Institution

214,711
students enrolled in state-run schools

215,133
students enrolled in partially state-funded schools

110,488
students enrolled in privately-run schools

Students Enrolled in General Education Institutions

38,691
STUDENTS IN STAGE ONE NURSERY SCHOOL
→ 0 TO 3 YEARS

174,764
STUDENTS IN PRIMARY SCHOOL
→ 6 TO 12 YEARS

47,051
STUDENTS IN UPPER SECONDARY SCHOOL ("BACHILLERATO")
→ 16 TO 18 YEARS

3,251
SPECIAL EDUCATION STUDENTS

72,780
STUDENTS IN STAGE TWO NURSERY SCHOOL
→ 3 TO 6 YEARS

125,942
STUDENTS IN COMPULSORY SECONDARY SCHOOL ("ESO")
→ 12 TO 16 YEARS

77,853
STUDENTS ENROLLED IN VOCATIONAL TRAINING COURSES ("FP")


Teachers

47,396
teachers at non-university education institutions in the city of Madrid
→ Academic Year 2023-2024



Teachers by Form of Education

44,395
teachers in general education institutions:



2,572
teachers in specialised education institutions

429
teachers in adult education institutions

UNIVERSITY EDUCATION

Universities

9
universities in
the city of Madrid:

4
public
universities



5
private
universities



6
authorised foreign
universities in the
city of Madrid



19
universities in the
region of Madrid:

7
public
universities



12
private
universities

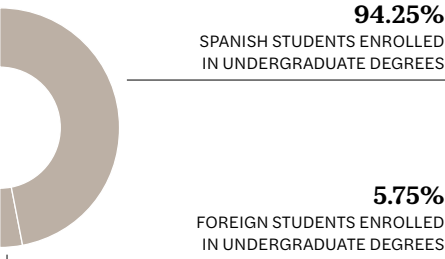


Students

297,342
students enrolled in universities
in the city of Madrid
→ Academic Year 2023-2024

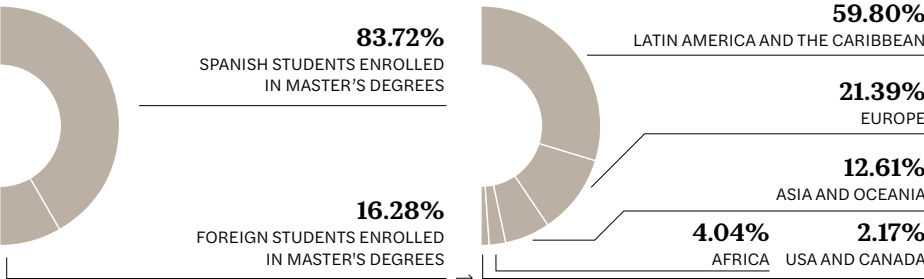
Undergraduate Degrees

250,241
students enrolled in
undergraduate degrees



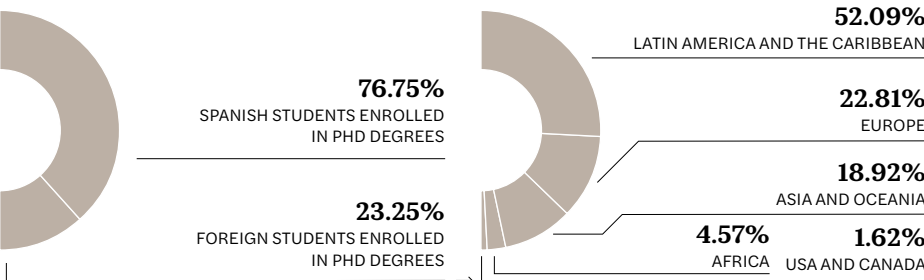
Master's Degrees

31,959
students enrolled in Master's degrees



PhD Degrees

15,142
students enrolled in PhD degrees
in the city of Madrid



7. Culture and Leisure

Royal Collections Gallery is now the centre of all Patrimonio Nacional’s cultural activities and royal collections. It’s also helping to restore, conserve and share the country’s historical, cultural and natural heritage.

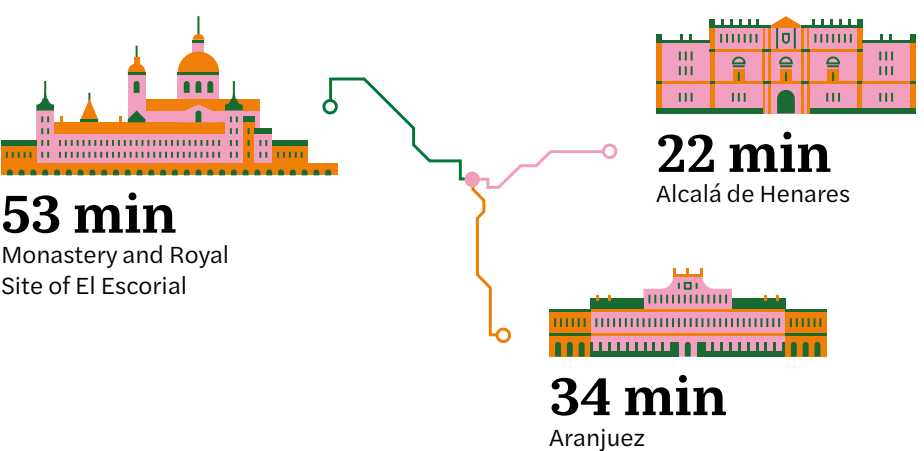
— Resonance, World’s Best Cities 2025

EXPENDITURE ON CULTURE

€126,435,000
public expenditure on culture in the region of Madrid
→ 2022

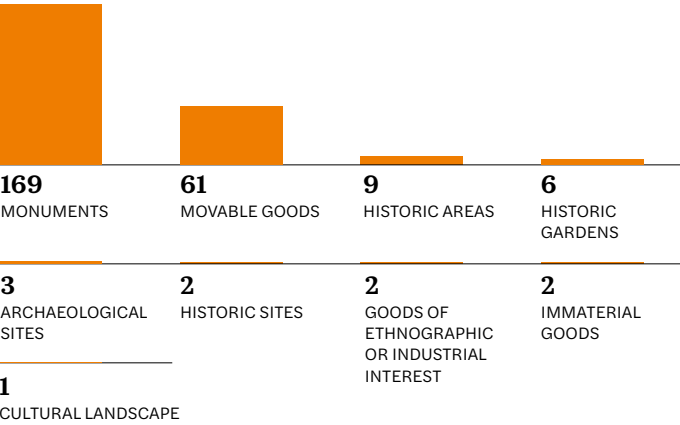
€262.1
average expenditure per person on cultural goods and services in the region of Madrid
→ 2022

DISTANCE TO UNESCO WORLD HERITAGE SITES



ASSETS OF CULTURAL INTEREST (“BIC”)

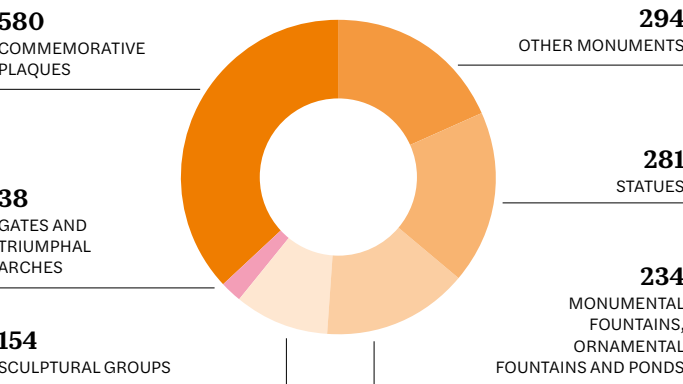
255
sites and events declared Assets of Cultural Interest in the city of Madrid Madrid¹:



1 255 ASSETS OF CULTURAL INTEREST (BIC) IN THE CITY OF MADRID (176 DECLARED / 79 INITIATED)

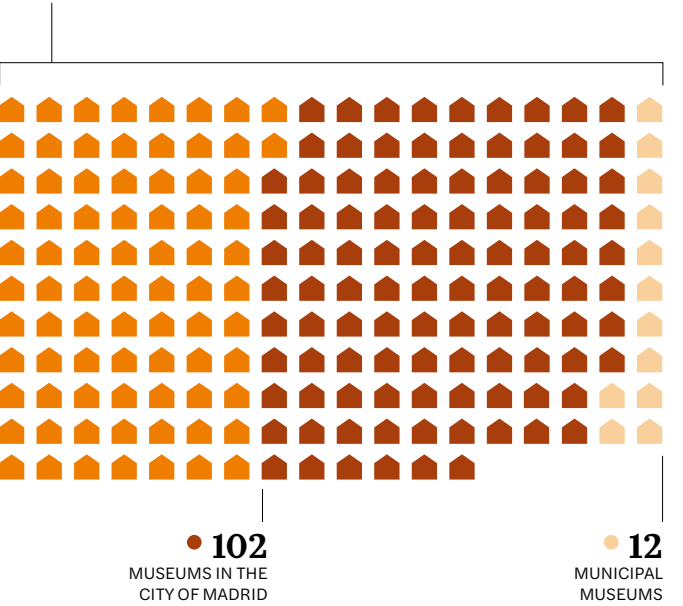
MONUMENTS

1,581
monuments in the city of Madrid:

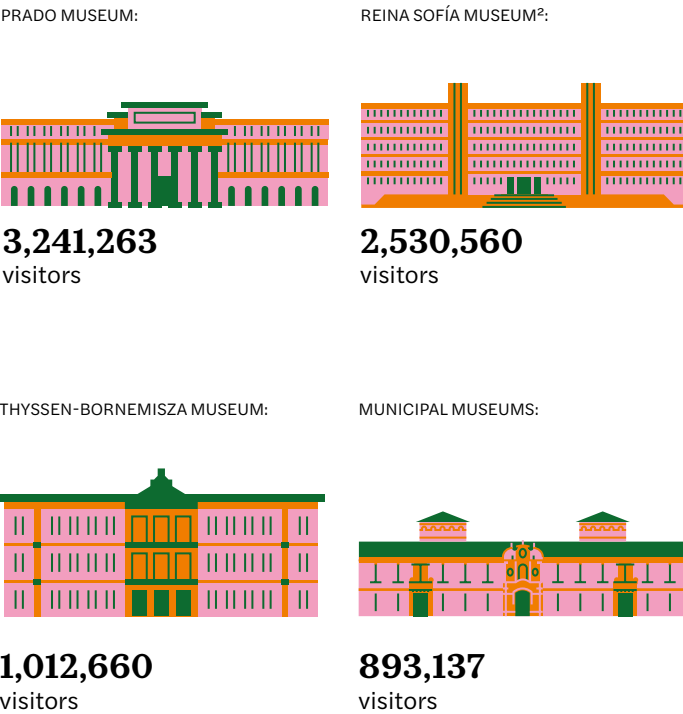


MUSEUMS

193
MUSEUMS IN THE REGION OF MADRID



Visitantes



2 ONE OF THE REINA SOFIA MUSEUM'S VENUES, THE “PALACIO DE CRISTAL” IS CLOSED FOR IMPROVEMENT WORKS IN THE FACILITIES, FROM APRIL 2023

AUDIOVISUAL

15 M
viewers in cinemas in the region of Madrid
→ PROGRESS:
2021: 8.8 M | 2022: 11.2 M ↑ | 2023: 15 M ↑

79
cinemas in the region of Madrid

38
cinemas in the city of Madrid


541
screening rooms in the region of Madrid

223
screening rooms in the city of Madrid

1,328
films screened in the region of Madrid

Filming activity in the city

41 films | **55** series | **410** commercials



PERFORMING ARTS AND MUSICALS

98 concert venues in the region of Madrid	1,140 theatre companies in the region of Madrid	273 theatres in the region of Madrid
214 dance companies in the region of Madrid	296 theatrical stage spaces in the region of Madrid	155 theatres in the city of Madrid
24,910 live concerts	€103.5 M concert revenues	

LIBRARIES

209
public libraries in the region of Madrid

1
national library in
the city of Madrid



1
regional library in
the city of Madrid



6
Bibliometros managed
by the Community of
Madrid in the city



6
Bibliometros managed
by the city of Madrid in
the city



5
Bibliored
library kiosks



48
municipal public libraries in the city of Madrid:

15
public libraries managed by
the Community of Madrid



33
public libraries managed
by the city of Madrid



5
SPECIALISED MUNICIPAL
LIBRARIES







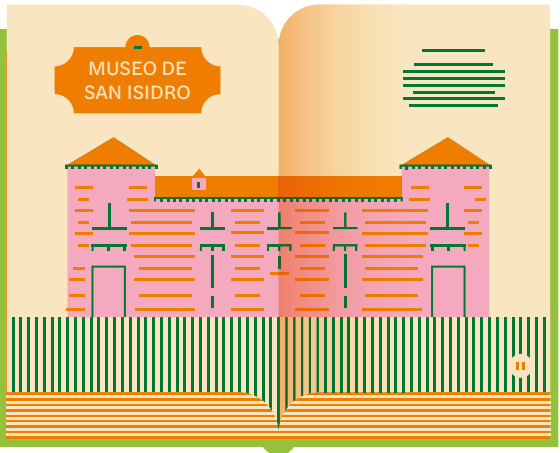
1,914,976
visitors to municipal libraries
→ +18.93% vs. 2022

1,444,991
annual loans from
municipal libraries

1,685,685
available copies

13,558
activities carried
out in libraries
→ +16.82% vs. 2022

161,993
attendees to activities



8. Sports

Madrid is the capital of Spain’s sporting prowess, from world-class football to tennis. One thing’s for sure: madrileños know how to balance their leisurely lounging with some active lunging.

— Monocle, Quality of Life Survey 2024

TOP 5 SPORTS EVENTS BY NUMBER OF ATTENDEES

- 1. MUTUA MADRID OPEN
- 2. ACCIONA OPEN
- 3. LA VUELTA A ESPAÑA, LAST STAGE
- 4. SAN SILVESTRE VALLECANA
- 5. ZURICH ROCK ‘N’ ROLL RUNNING SERIES MADRID

EXPENDITURE ON SPORT

€117,911,479
municipal public spending on sport

→ PROGRESS:

2021	2022	2023
103.9 M	116.9 M ↑	117.9 M ↑

€37,241,000
public expenditure on sport in the region of Madrid
→ 2022

€129.6
average expenditure on sport per person in the region of Madrid
→ 2022


MUNICIPAL SPORTS FACILITIES

53 M
million of times municipal sports services and activities were used

3,671,516 m²
area devoted to sport in the city of Madrid
→ 1,099 m² per thousand inhabitants

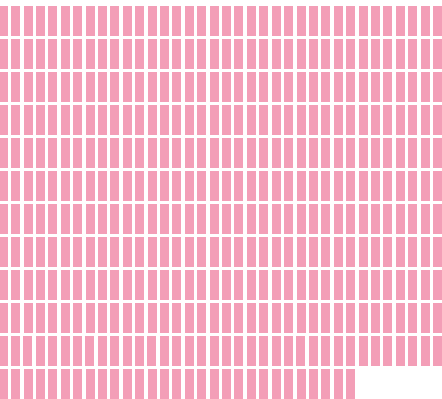
542
BASIC SPORTS VENUES

77
MUNICIPAL SPORTS CENTRES

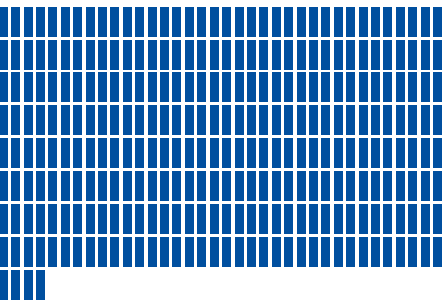


2,521
sports facilities in municipal sports centres:

425
INDIVIDUAL AND MULTI-SPORT COURTS



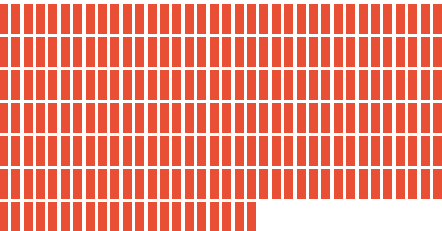
292
PADEL COURTS




280
BASKETBALL COURTS




237
AREAS FOR TRADITIONAL SPORTS



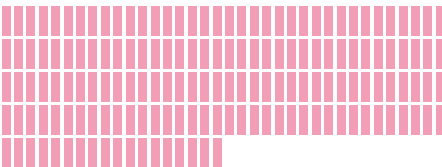
181
TABLE TENNIS COURTS




180
TENNIS COURTS



162
OTHER SPORTS FACILITIES



123
MULTIPURPOSE ROOMS



114
11-A-SIDE FOOTBALL PITCHES



96
INDOOR SWIMMING POOLS



82
SKATING



66
SUMMER SWIMMING POOLS



64
7-A-SIDE AND 5-A-SIDE FOOTBALL PITCHES



60
FITNESS AND WEIGHT ROOMS



50
SPORTS COMPLEXES



37
FRONTONS AND SHORT FRONTONS



27
GYM CUBO



24
CLIMBING WALLS




14
ATHLETICS TRACKS



7
RUGBY FIELDS





9. Tourism

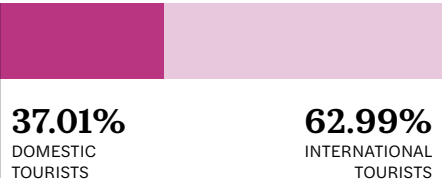
Madrid’s appeal as one of the top five destinations to visit is also strengthened by its architecture and standout cultural festivals, such as the San Isidro Festival and Carnival.

— Brand Finance, Global City Index 2024

TOURIST ASSISTANCE AND INFORMATION SERVICES (SAIT)



1,846,844
tourists assisted
→ +5.57% vs. 2022



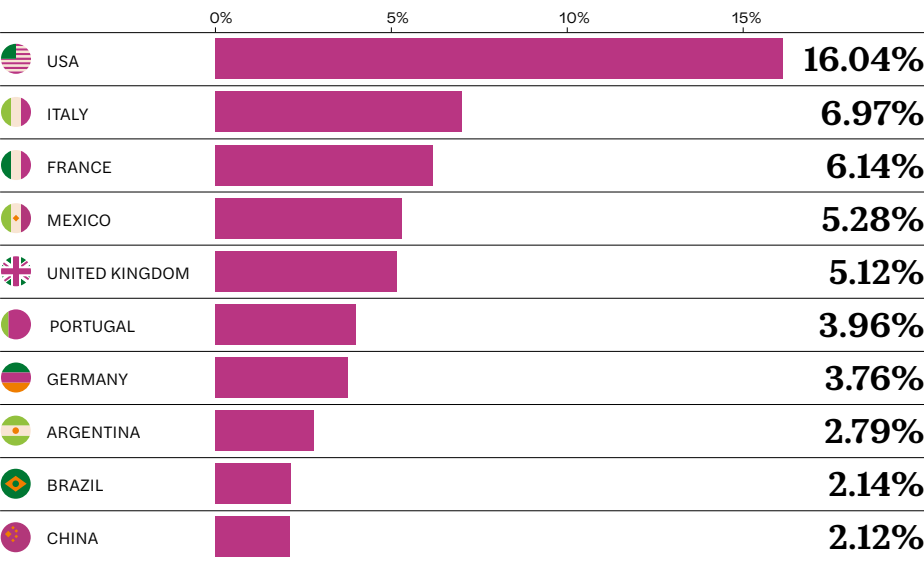
100,923
Hours of advice provided per year

VISITORS

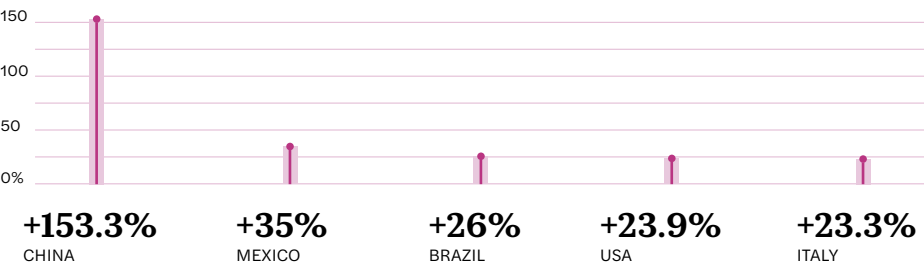
10,572,510
visitors to the city of Madrid
→ +14.66% vs. 2022



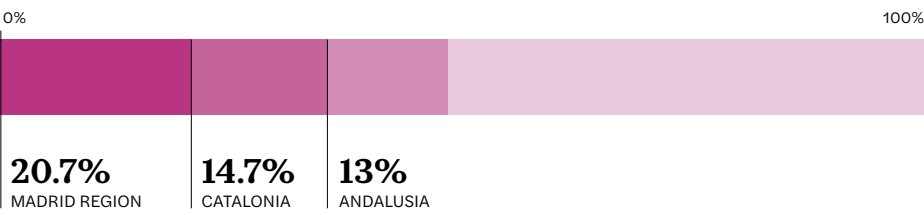
INTERNATIONAL TOURIST ARRIVALS BY COUNTRY - TOP 10



GROWTH IN INTERNATIONAL TOURIST ARRIVALS - TOP 5



TOP 3 REGIONS OF ORIGIN FOR DOMESTIC TOURISTS





OVERNIGHT STAYS (BED NIGHTS)

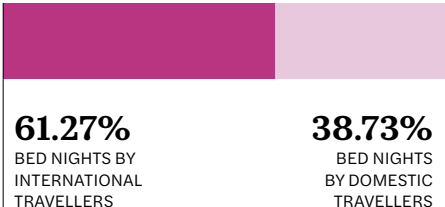
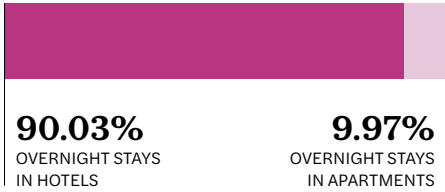
22,247,419
bed nights in the city of Madrid
→ +10.90% vs. 2022

8,616,422
bed nights by domestic travellers

13,630,997
bed nights by international travellers



According to type of lodging:



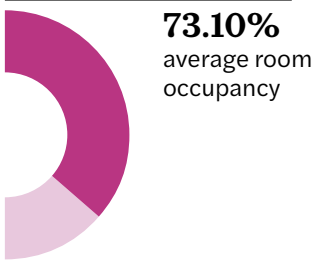

ACCOMMODATION

855
hotel establishments
→ +5.2% vs. 2022

2.1
nights average stay in the city

€132.60
average daily rate per occupied room (ADR)

90,801
bed places





€89.42
revenue per available room (REVPAR)


TOURIST SPENDING

€13.33 B
total expenditure by international tourists
→ PROGRESS:


2021	2022	2023
€5.77 B	€9.49 B ↑	€13.33 B ↑

€223
average daily expenditure

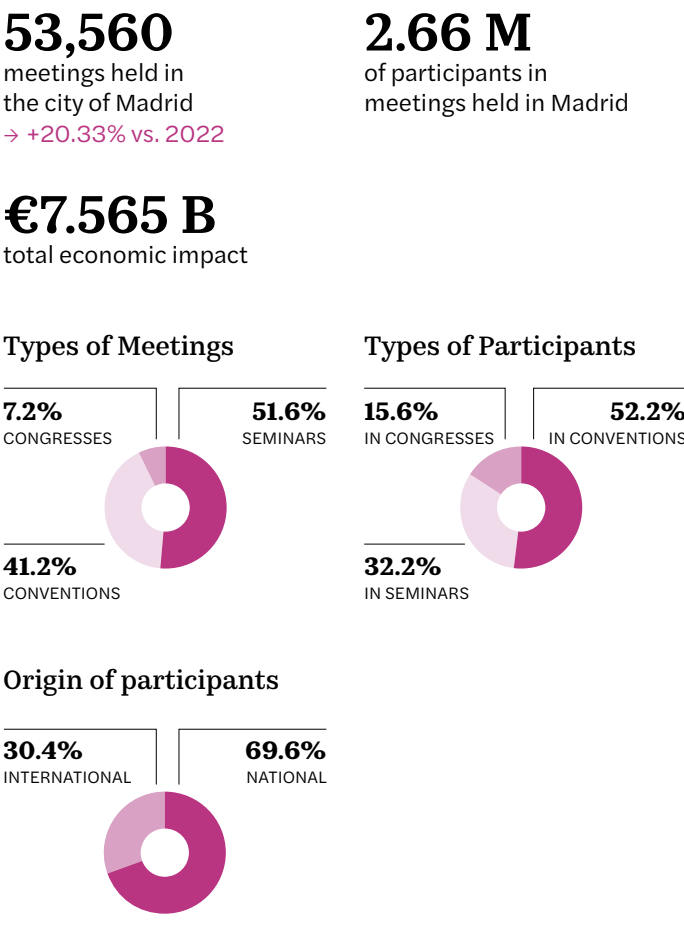




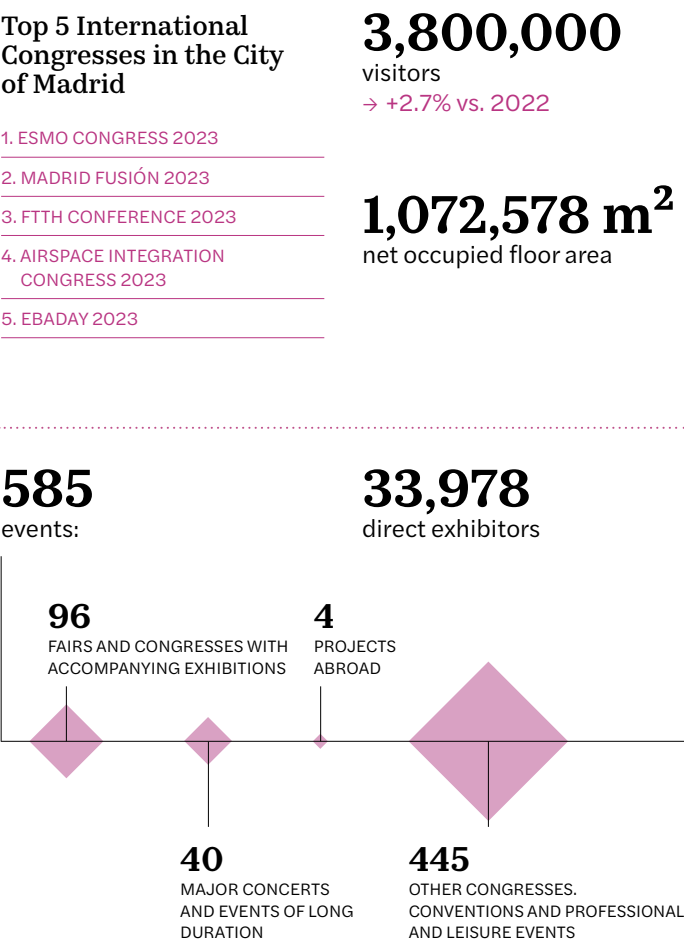
GASTRONOMY



BUSINESS TOURISM (MICE)



IFEMA



10. Environment and Sustainability

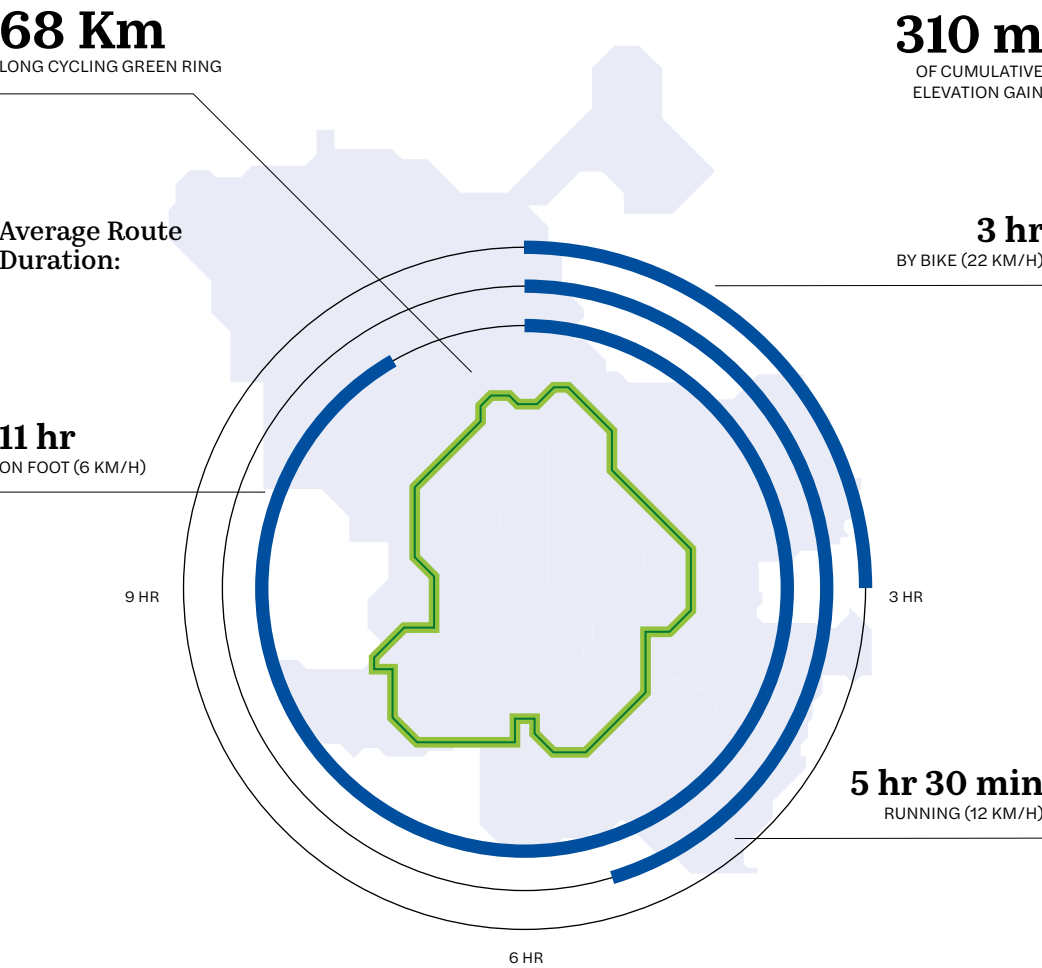
Madrid stands out for its ease of getting around by public transport and its green spaces.

— Brand Finance, Global City Index 2024

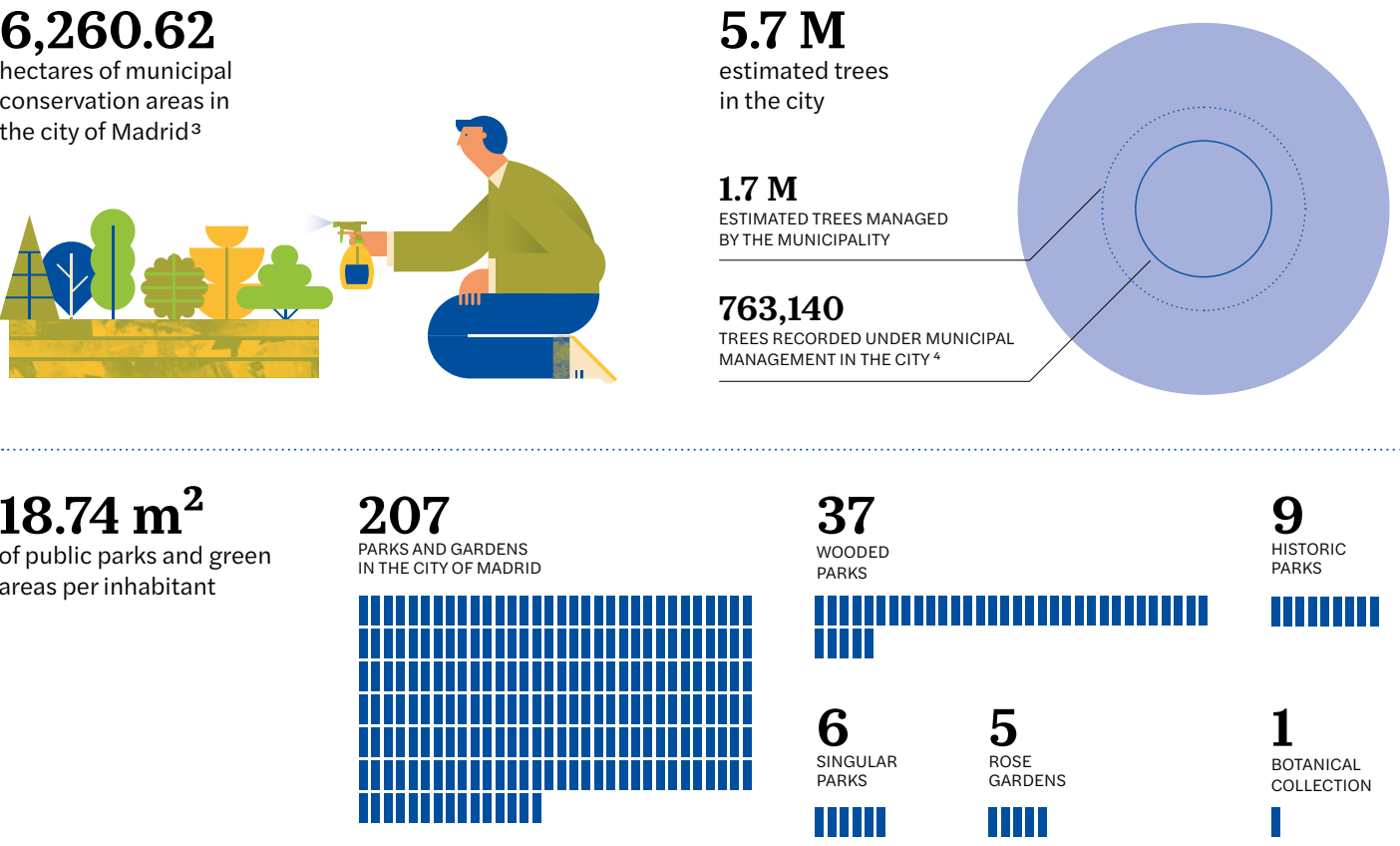
STREET FURNITURE



CYCLING GREEN RING



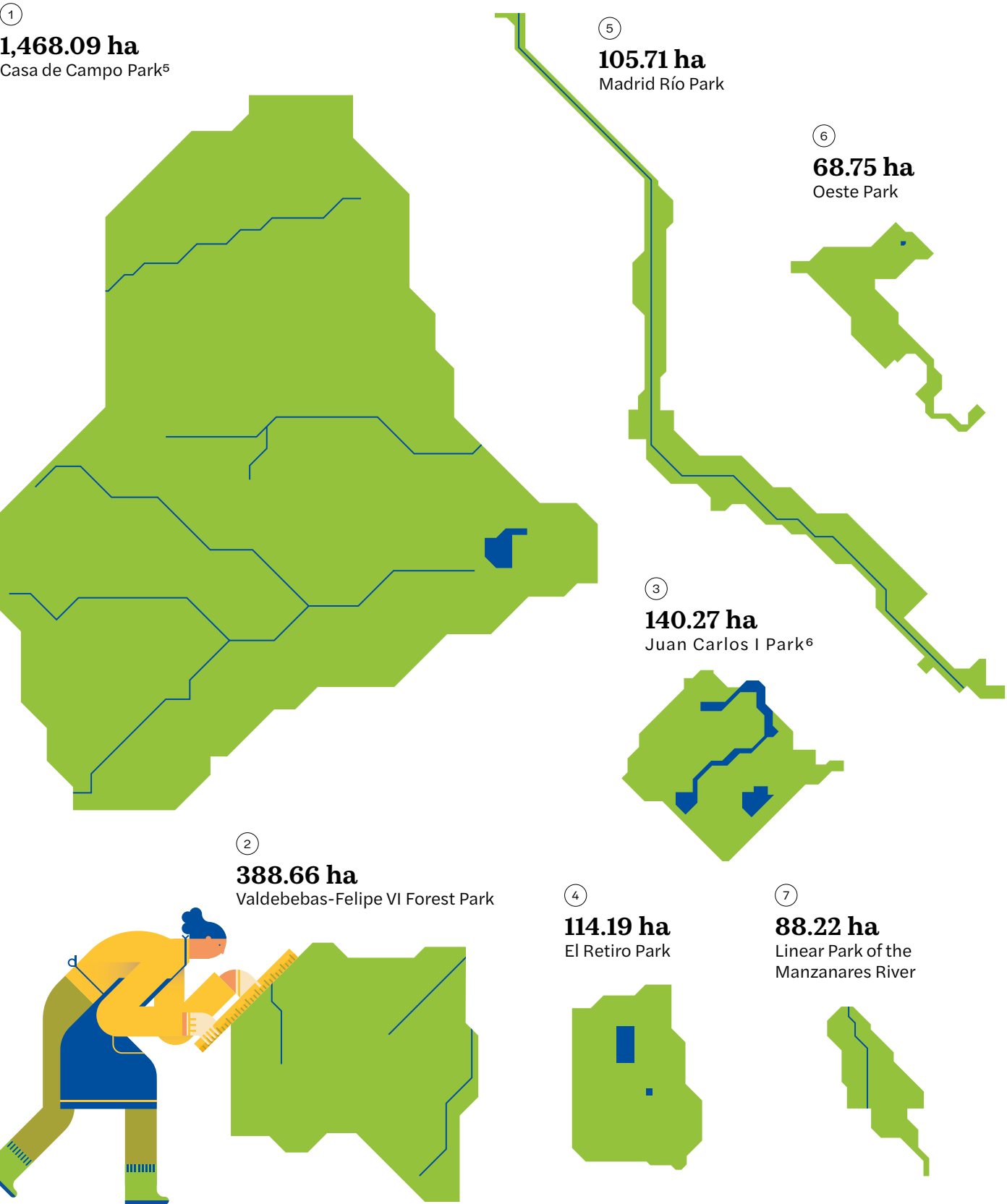
GREEN AREAS



³ INCLUDING THE WHOLE AREA OF THE CASA DE CAMPO (1,468.09 HA), PLAZA DE ESPAÑA GARDENS AND PARQUE DE LA GAVIA ARE EXCLUDED

⁴ THE TREE POPULATION DOES NOT INCLUDE THE TREE MASS UNITS OF THE SERVICE CONTRACT FOR THE CONSERVATION, MAINTENANCE AND CLEANING OF GREEN AREAS AND STREET TREES OF THE CITY OF MADRID, NOR THOSE INCLUDED IN THE SERVICE CONTRACT FOR THE FULL MANAGEMENT OF THE PUBLIC SERVICE OF MUNICIPAL PARKS AND PLANT NURSERIES (HISTORICAL, UNIQUE AND FORESTRY CITY PARKS). NEITHER HAVE THE PALMACEAE TYPE UNITS BEEN INCLUDED.

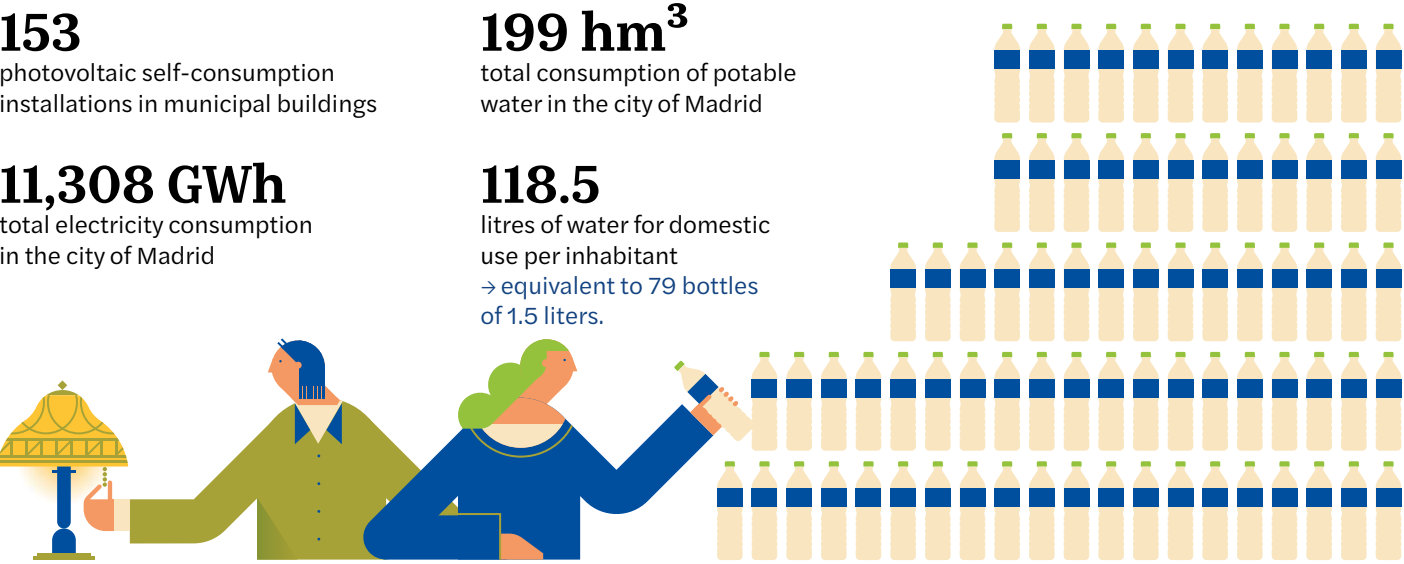
SURFACE AREA OF THE CITY'S LARGEST PARKS



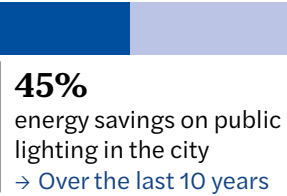

5 TOTAL CONSERVED AREA MANAGED BY THE DIRECTORATE GENERAL FOR WATER AND GREEN SPACES.

6 THE SURFACE AREA OCCUPIED BY PARKING FACILITIES IS NOT INCLUDED IN THE TOTAL

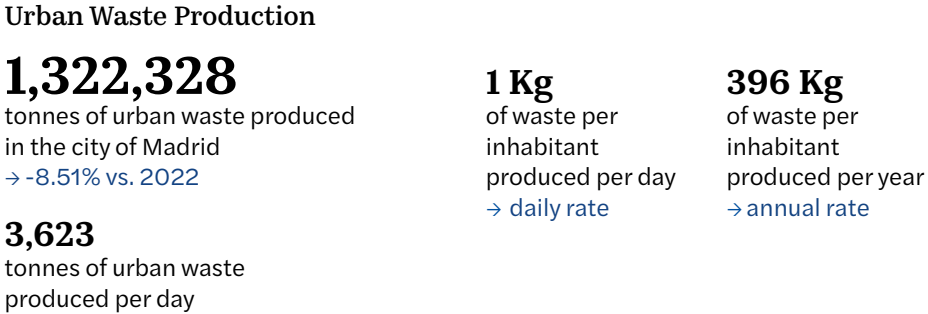
WATER AND ELECTRICITY CONSUMPTION



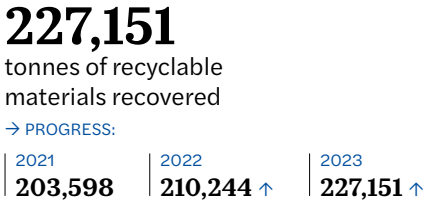
PUBLIC LIGHTING



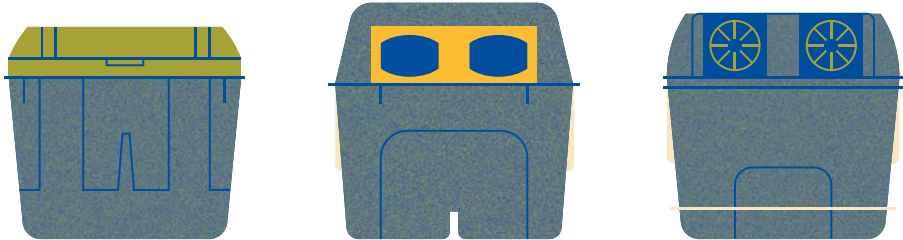
WASTE MANAGEMENT AND TREATMENT



Recycling of Materials



10,670
tonnes of biostabilised
material and compost produced



Environmental Benefits

243,799 MWh
of electrical energy produced
→ equivalent to the annual consumption
of 76,187 homes


155,673 MWh
thermal MWh injected into the gas grid

11. Mobility and transport

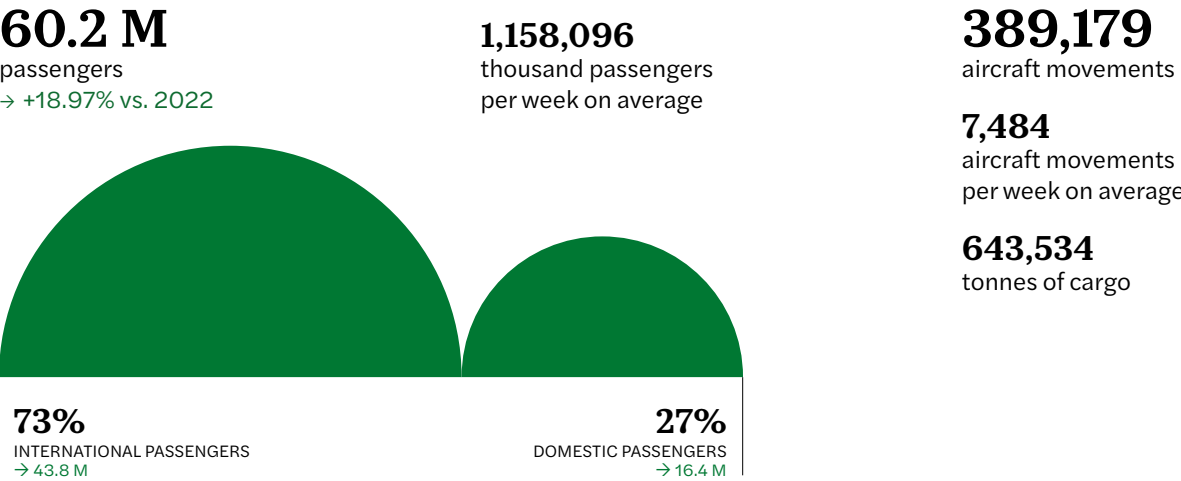
With the carbon intensity of its electricity lower than in many other cities, Madrid is also working to ensure electrification efforts are powered by non-carbon intensive energy sources. The city’s municipal transport company, EMT Madrid, aims to grow the number of bus charging points by more than 20%, to 320, by 2025.

— Oliver Wyman Forum, Urban Mobility Readiness 2024

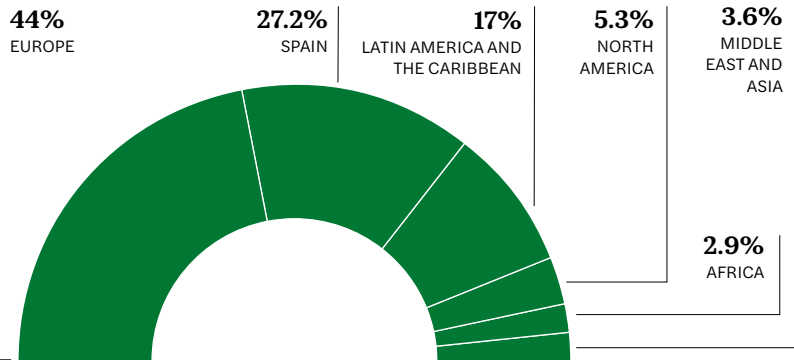
ADOLFO SUAREZ-MADRID BARAJAS AIRPORT



THE AIRPORT IN NUMBERS



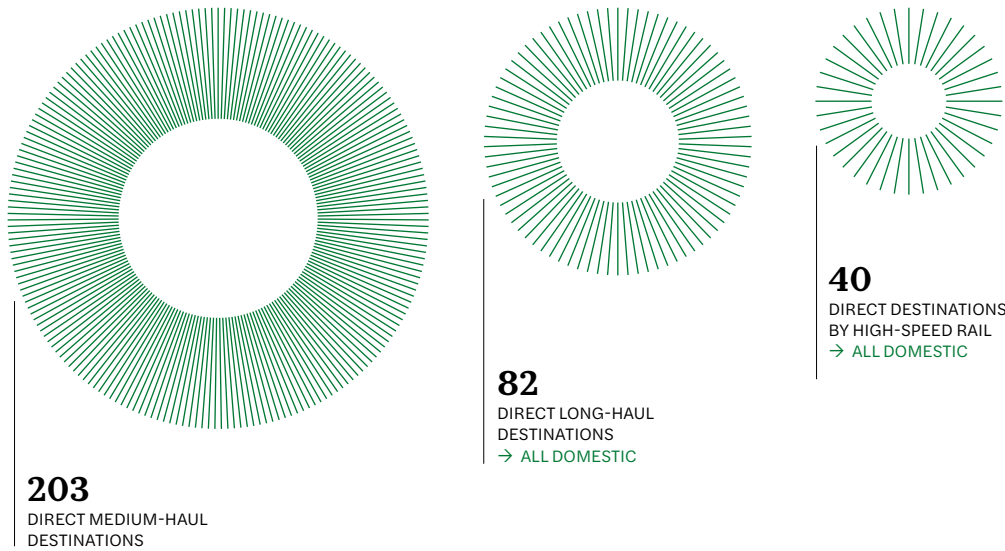
Passengers arriving according to their origin



TRAIN

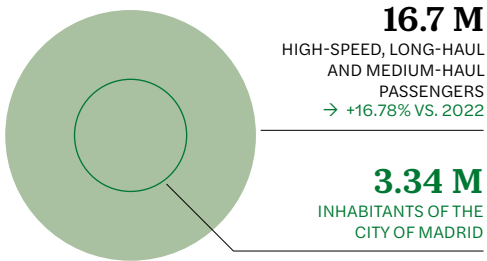
Destinations

295
direct destinations from
the city of Madrid:



Passengers

6
of the 10 stations with the
most passengers in 2023
were located in Madrid



Cercanías Madrid
Commuter Rail Network

35
destinations served by the *Cercanías*
commuter rail network in the city

229.97 M
million passengers
→ +12.13% vs. 2022

460,903
journeys

1,330
trains per
day on average
→ workdays

719,619
passengers per
day on average
→ workdays

METRO MADRID


12
lines

662.3 M
passengers
→ +15.86% vs. 2022

2,083
metro cars

2.11 M
users per day
→ workdays

€1.50 - €2
fare for a single
metro ticket



1,710
ESCALATORS
→ METRO NETWORK WITH THE 3RD
HIGHEST NUMBER OF ESCALATORS IN
THE WORLD


302
METRO STATIONS
→ NETWORK WITH THE 5TH
HIGHEST NUMBER OF STATIONS
IN THE WORLD

294 km
OF METRO TRACKS
→ 8TH LARGEST METRO
NETWORK IN THE WORLD


LIGHT RAIL

4
lines


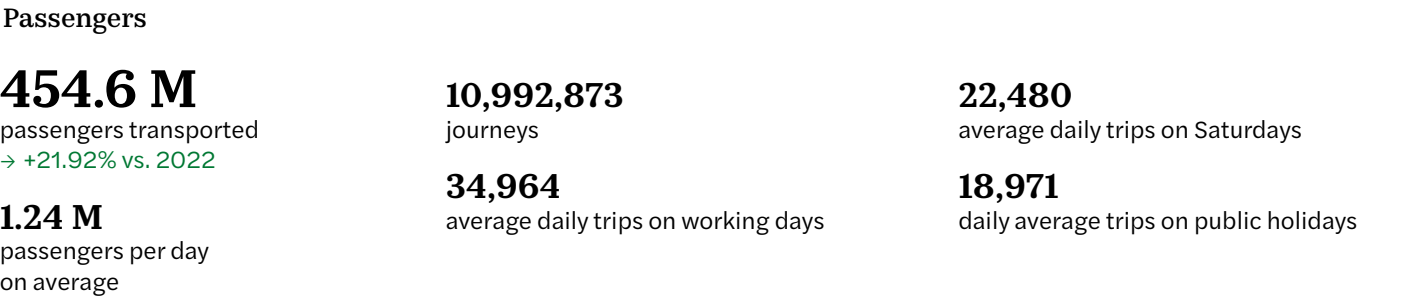


52
stations



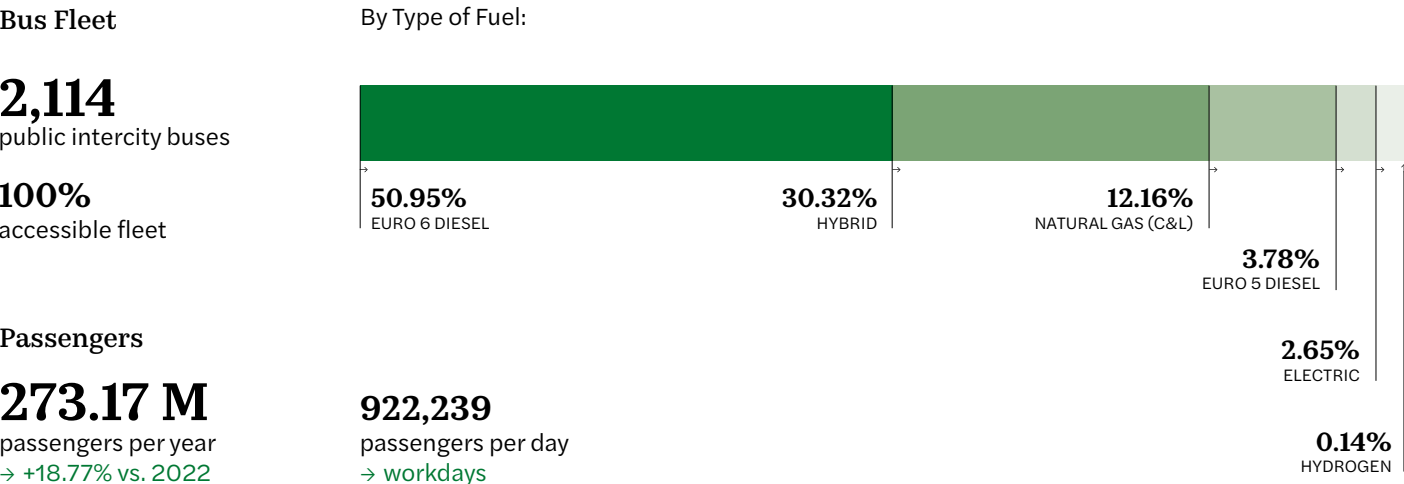

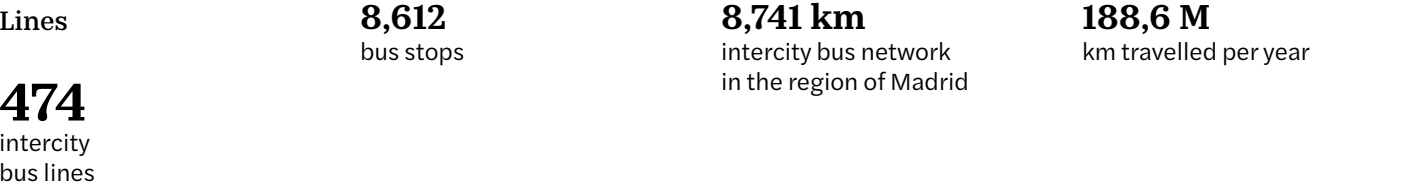
35.4 km
of tracks



CITY BUSES



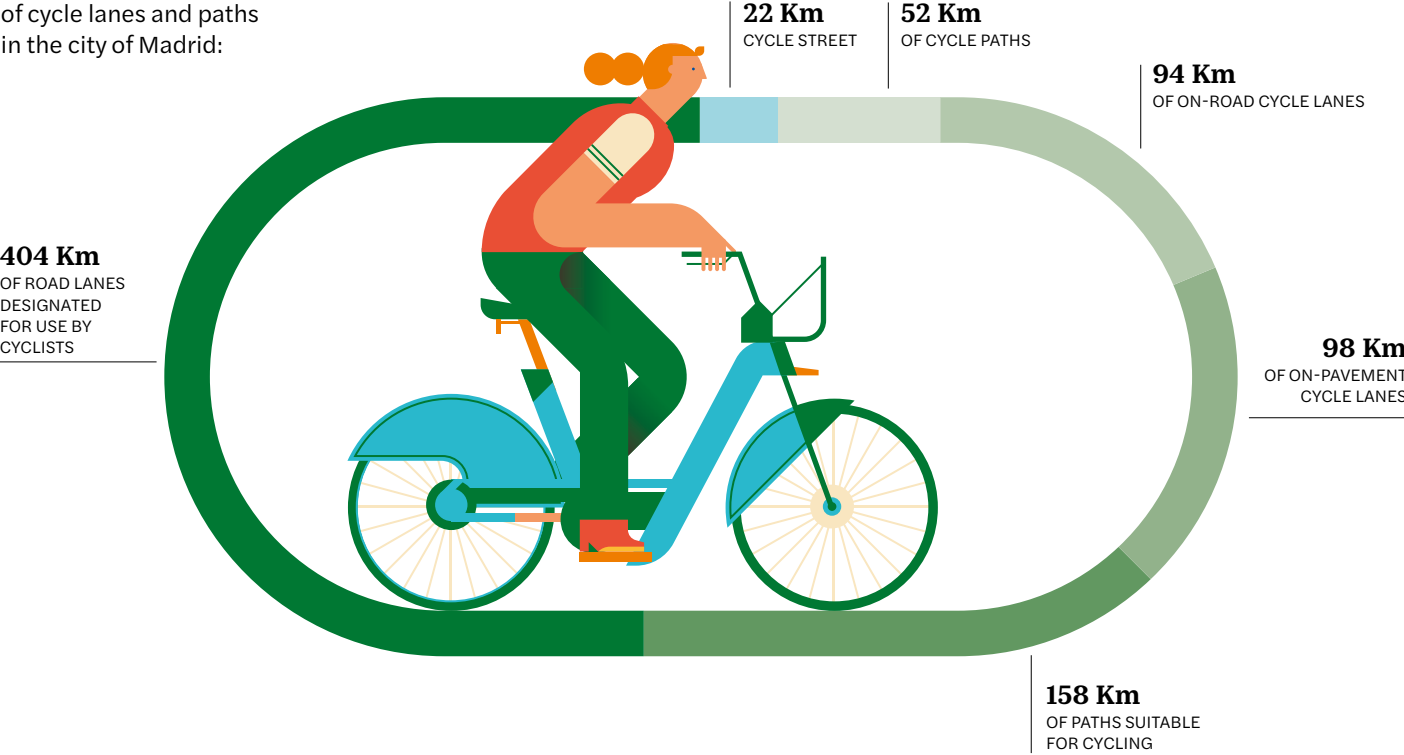
INTERCITY BUSES



BICYCLES

828 Km

of cycle lanes and paths
in the city of Madrid:



1,658

bicycle parking racks
→ 13,548 seat



BICIMAD

8,250

bicycles

340,669

users

→ +19.97% vs. 2022

7,613,949

journeys

2.27 M

hours of use⁷

14,551

docks

611

stations

185

BiciPARK
parking spots

⁷ HOURS OF USE (ANNUAL ACCUMULATED)
ARE ONLY CONSIDERED SINCE THE NEW
SERVICE CAME INTO OPERATION (7 MARCH)

SHARED TRANSPORT

5

companies in the city of Madrid
→ car-sharing



4

companies in the city of Madrid
→ motorbike-sharing



TAXI

15,776

taxis in the city
of Madrid

459

taxi ranks

VEHICLES


14

vehicle registrations per 1,000
inhabitants in the city of Madrid



254

electric vehicle charging
points for public use



56,708

traffic lights

1,295

traffic lights
for bicycles

10,104

traffic lights with
audible signals

12. Health and Social Care

The City Council is working on a new model of Social Services, a system based on prevention and social intervention, placing people at the centre of all actions and committing to a support approach where they are the protagonists of their own social inclusion process.

BIRTHS AND DEATHS

50,299
births in the
region of Madrid

48,646
deaths in the
region of Madrid

1,653
natural population
increase in the region

25,649
births in the
city of Madrid

26,171
deaths in the
city of Madrid

-522
natural population
change in the city

VOLUNTARIOS POR MADRID, MUNICIPAL VOLUNTEER PROGRAMME

19,153
volunteers in the
municipal volunteer corps
(Voluntari@s por Madrid)

687
volunteer and humanitarian
activities

→ PROGRESS:

2021

2022

2023

16,643

18,037 ↑

19,153 ↑



SOCIAL CARE

91
municipal centres
for the elderly
→ 364,275 users

90
day centres
for the elderly
→ 4,375 places

46
children's
day-care centres
→ 1,820 places

40
social services
municipal centres

451,883
people received assistance
at social service centres

23
child and family
care centres

5
attention centres for
homeless people
→ 1,186 places

4
Casa Grande
family play centres
→ children aged 0-4

1
Service of Conciliation and
Support for Families with
Children
→ 1,041 Families

5
alternative accommodation
programmes

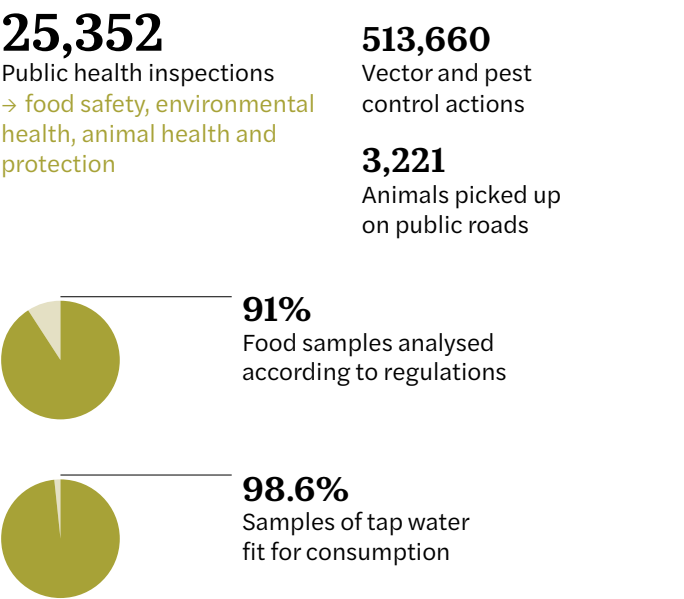
87,676
people assisted in
the Home Help Service

145,128
people using the
Teleassistance Service

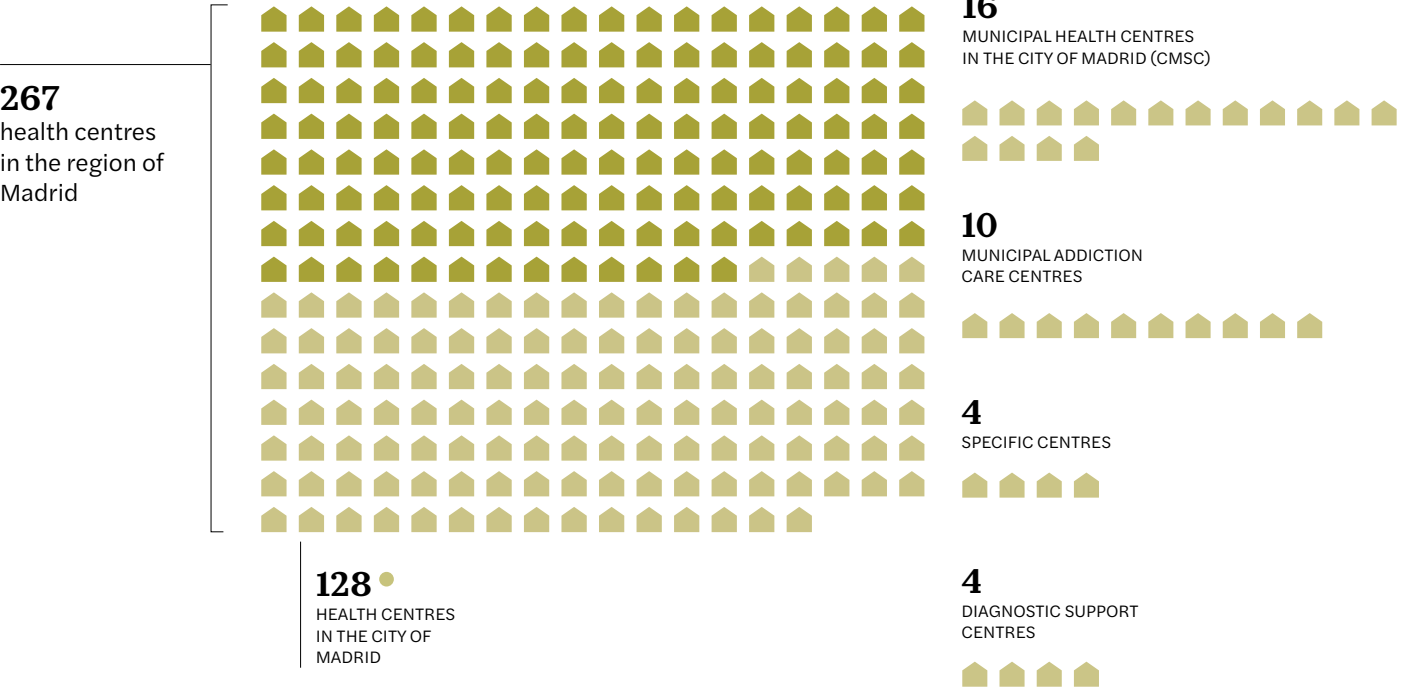




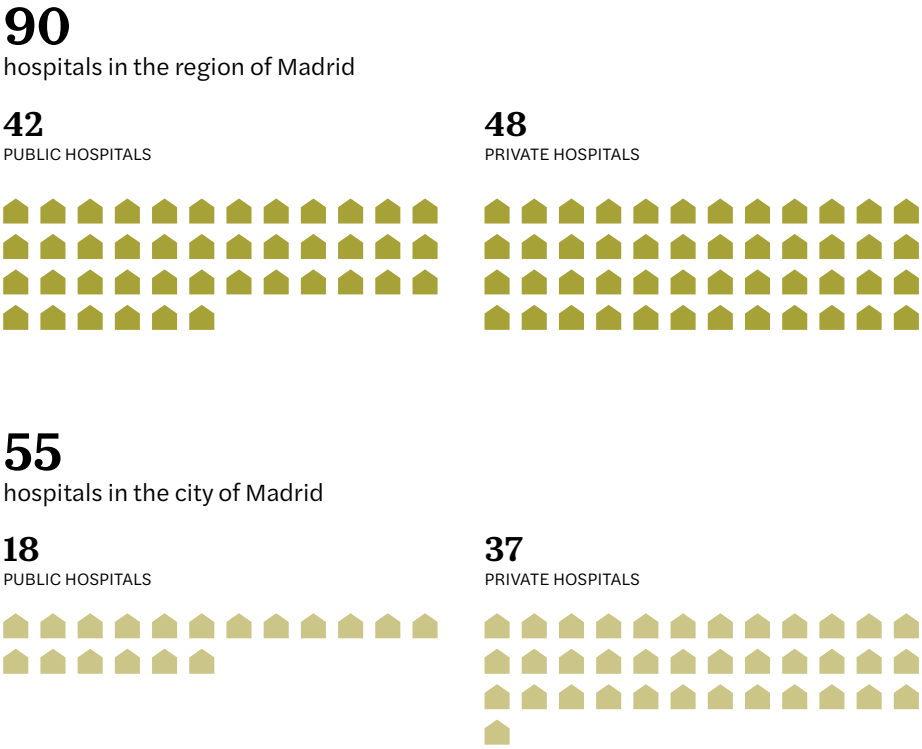
PUBLIC HEALTH



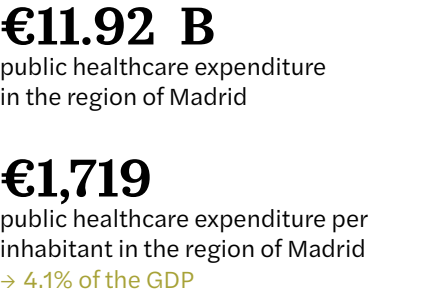
PUBLIC HEALTH CENTRES



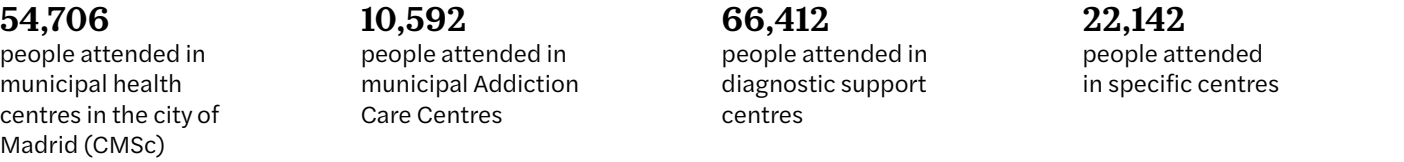
HOSPITALS



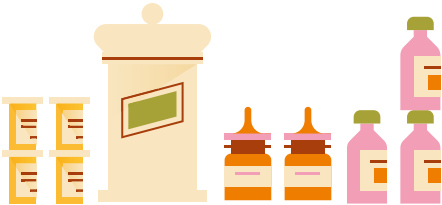

HEALTHCARE EXPENDITURE



PHARMACIES



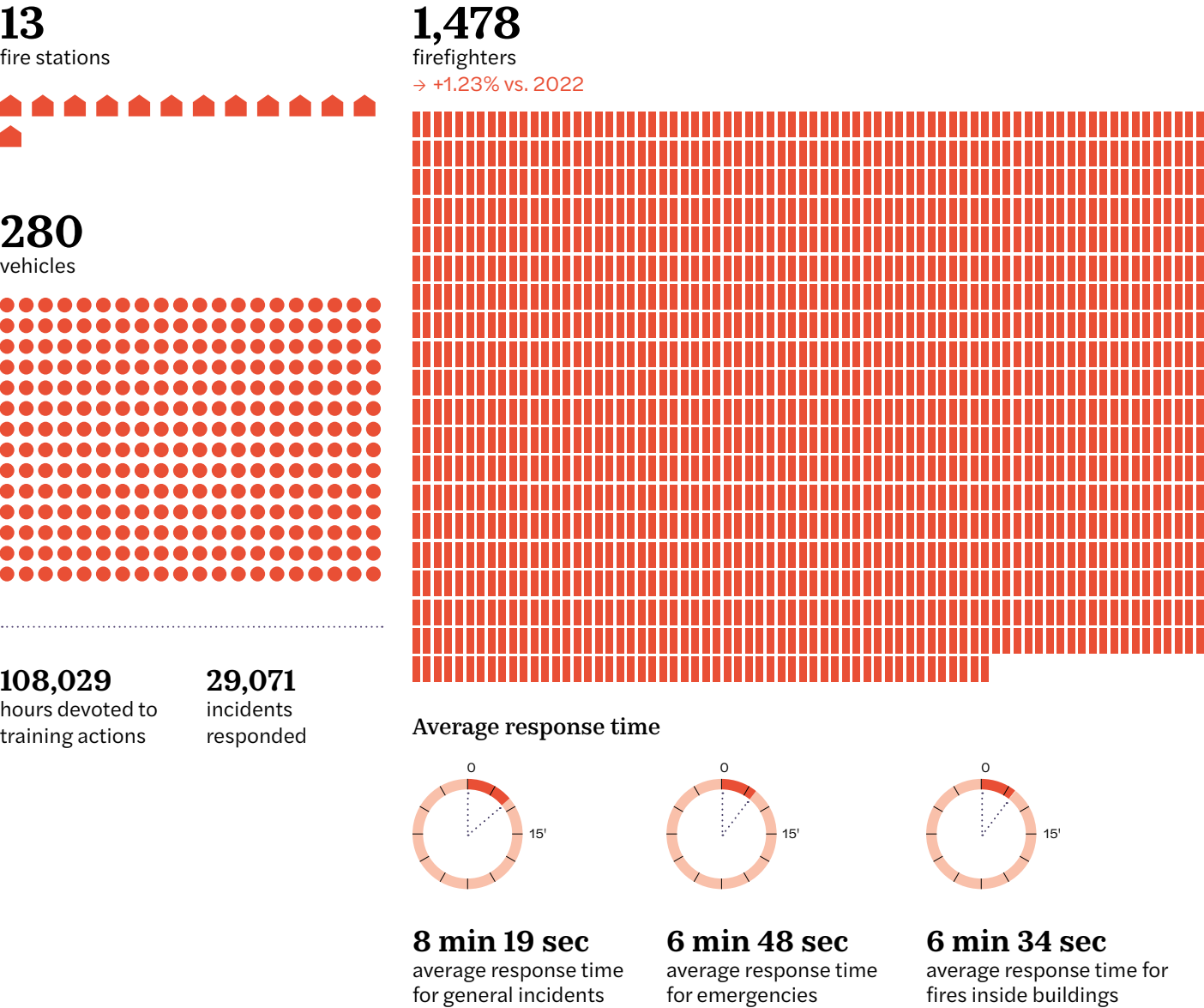
HEALTH WORKERS



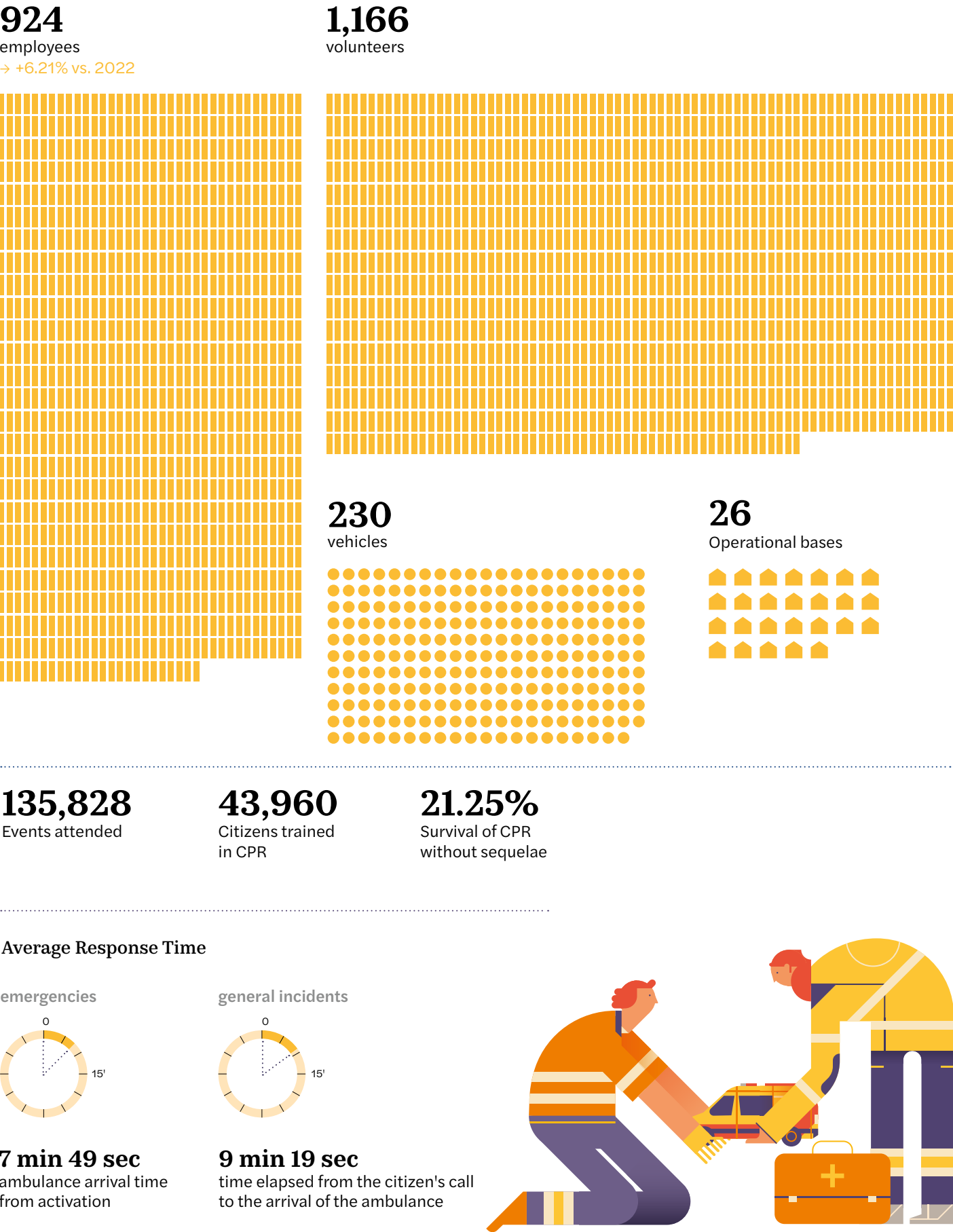
13. Safety. Security and Emergency Response

Madrid City Council’s out-of-hospital emergency service has become a benchmark for safety among residents — with 95% of patients rating their satisfaction between 8 and 10.

FIREFIGHTERS




MEDICAL EMERGENCY RESPONSE SERVICE (SAMUR - PROTECCIÓN CIVIL)



MUNICIPAL POLICE IN THE CITY OF MADRID

5,924
municipal police officers
→ +6.45% vs. 2022



22
permanent Citizens'
Advice Offices



22
mobile Citizens'
Advice Offices



4,900
weekly service
patrols on average

Average Response Time



88.17%
of emergencies related to the
provision of assistance for
disasters or events:
→ less than 8 minutes



88.25%
of emergencies relating
to safety and security:
→ less than 8 minutes



84.66%
of traffic accidents
with injuries:
→ less than 8 minutes



