

# MADRID FACTS AND FIGURES

Summary Report 2025  
Consolidated data for 2023



MADRID

# Presentation

Madrid is a city that evolves and moves forward without losing its essence. This brochure offers a clear and visual summary of the key data that define its current reality: a vibrant, open capital full of opportunities. With three and a half million residents, Madrid stands out as one of Europe's major cities, known for its economic dynamism, quality of life, and international outlook.

The city offers an exceptional environment to live in. With the highest life expectancy in the European Union at birth, a mild climate, and over 3,000 hours of sunshine a year, the city invites you to enjoy more than 200 parks and gardens, pedestrian-friendly streets, and increasingly sustainable mobility. Ongoing improvements in air quality and a strong commitment to green spaces reflect Madrid's dedication to well-being and sustainability.

Madrid is also a well-connected and competitive city. With one of the most efficient public transport networks in the world, robust digital infrastructure, and an economy driven by services and innovation, the capital attracts talent, investment, and visitors from across the globe. Its role as a gateway to Latin America in Europe, its safe and secure environment, and a particularly favourable climate for investment place Madrid at the heart of major global transformations.

But above all, Madrid is a welcoming city. With a wide range of educational opportunities, an intense cultural life, and renowned gastronomy, it attracts millions of visitors, students, and professionals each year—people who find in Madrid a unique balance between quality of life and opportunity. It is a safe, inclusive, and open city for all.

This summary invites you to discover, through facts and figures, everything that makes Madrid exceptional. A city not only to live in, but to truly feel.

# Madrid in the world

**1<sup>st</sup>**

*European region with the highest life expectancy at birth in 2022.*

—

Eurostat, Life expectancy at birth 2024 (data 2022)

**1<sup>st</sup>**

*city with the best e-government in the world. LOSI.*

—

UN, E-Government Survey 2024

**2<sup>nd</sup>**

*most liveable city worldwide.*

—

Mori Memorial Foundation, Global Power City Index 2024

**3<sup>rd</sup>**

*most influential city in Europe and 13<sup>th</sup> in the world.*

—

Kearney, Global City Index (GCI), Global Cities Report 2024

**3<sup>rd</sup>**

*best airport in Southern Europe.*

—

Skytrax, World Airport Awards 2024

**4<sup>th</sup>**

*best city for expats in Europe and 7<sup>th</sup> worldwide.*

—

InterNations, Expat City Ranking 2024

**4<sup>th</sup>**

*best city in Europe and 7<sup>th</sup> in the world.*

—

Resonance, World's Best Cities 2025

**5<sup>th</sup>**

*most magnetic city in Europe and 10<sup>th</sup> in the world.*

—

Mori Global Power City Index 2024

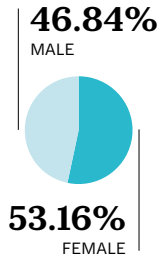


# Basic Information about Madrid

## POPULATION

**5,713 inhab./Km<sup>2</sup>**  
population density

**3.46 M**  
inhabitants were the population of the city of Madrid

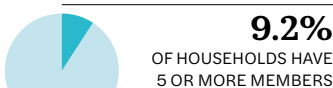


## HOUSEHOLDS

**1.38 M**  
households

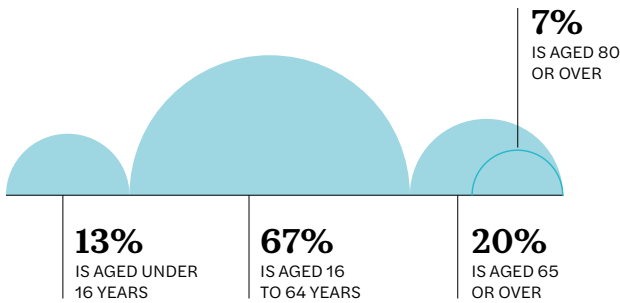
Average household size

**2.49**  
persons



## AGE AND NATIONALITY

**44 years**  
is the average age

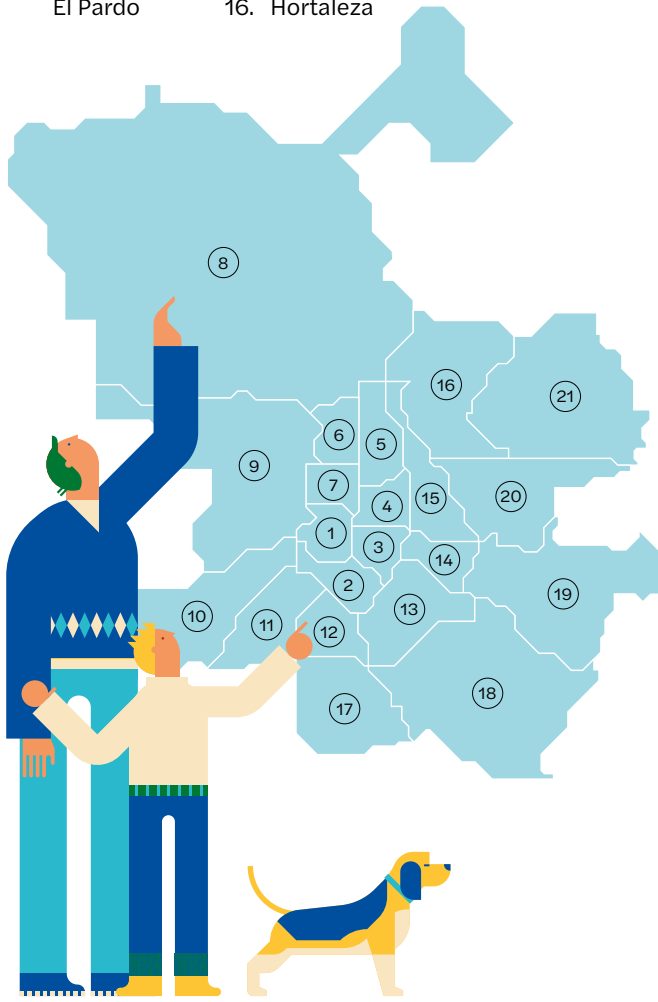


## TERRITORIAL ORGANISATION

In terms of territory, Madrid is divided into:

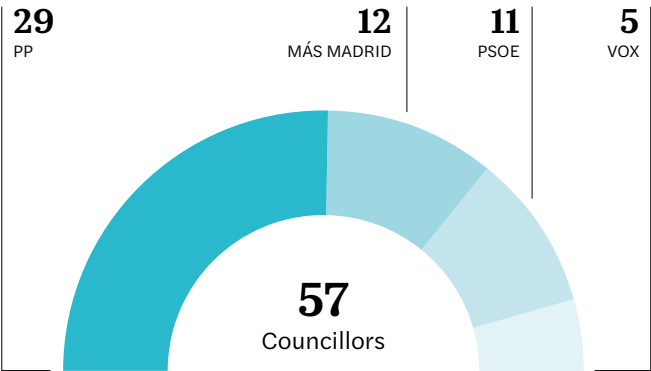
**21** districts      **131** neighbourhoods

- |                        |                        |                         |
|------------------------|------------------------|-------------------------|
| 1. Centro              | 9. Moncloa             | 17. Villaverde          |
| 2. Arganzuela          | 10. Latina             | 18. Villa de Vallecas   |
| 3. Retiro              | 11. Carabanchel        | 19. Vicálvaro           |
| 4. Salamanca           | 12. Usera              | 20. San Blas-Canillejas |
| 5. Chamartín           | 13. Puente de Vallecas | 21. Barajas             |
| 6. Tetuán              | 14. Moratalaz          |                         |
| 7. Chamberí            | 15. Ciudad Lineal      |                         |
| 8. Fuencarral-El Pardo | 16. Hortaleza          |                         |



4

political parties are represented  
in Madrid City Council

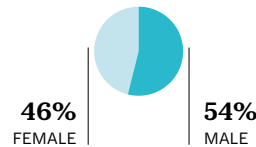


7 Madrid City Council government departments:

- Deputy Mayor, Spokesperson, Security and Emergencies
- Urban Planning, Environment and Mobility
- Culture, Tourism and Sports
- Economy, Innovation and Finance
- Works and Equipment
- Social Policies, Family and Equality
- Housing Policies


27,250

municipal employees

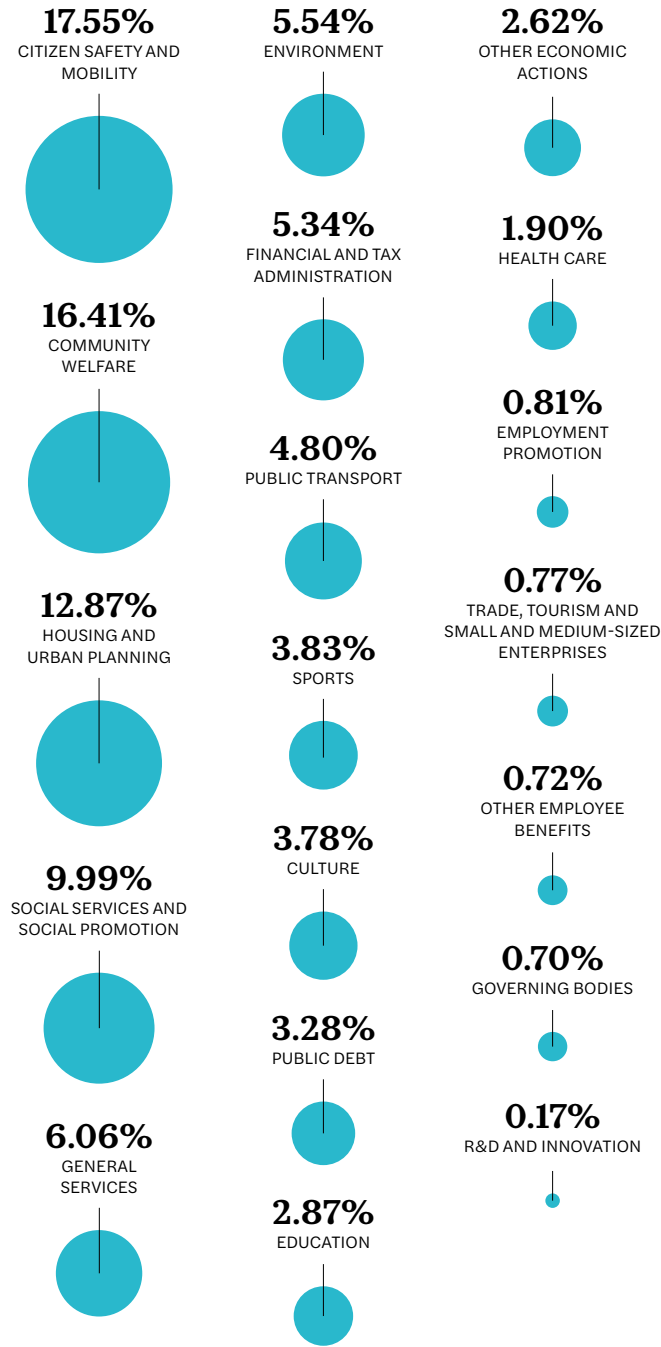


7.8

Satisfaction with  
living in Madrid



How do we spend the municipal budget?



# In Madrid you live longer, and better

## LIFE EXPECTANCY AT BIRTH

**85.99 years**

is the life expectancy at birth in the city of Madrid

*European region with the highest life expectancy*

## HEALTH CARE

**55**

hospitals in the city of Madrid



**128**

HEALTH CENTRES IN THE CITY OF MADRID



**16**

MUNICIPAL HEALTH CENTRES IN THE CITY OF MADRID (CMSC)



**10**

MUNICIPAL ADDICTION CARE CENTRES



**4**

SPECIFIC CENTRES



**4**

DIAGNOSTIC SUPPORT CENTRES



**1,813**

pharmacies in the city of Madrid

## CLIMATE

**16.5 °C**

Average annual temperature

**22.3 °C**

Maximum daily temperature  
→ annual average

**10.7 °C**

Minimum daily temperature  
→ annual average

**3,077 hr**

of sunshine per year

**8 hr 24 min**

Hours of sunshine per day  
→ daily average

**2,138**

fountains

**66**

summer swimming pools



# A green and sustainable city

## GREEN AREAS

**6,260.62**

hectares of municipal conservation areas in the city of Madrid

**18.74 m<sup>2</sup>**

of public parks and green areas per inhabitant

**207**

parks and gardens in the city of Madrid

**68 Km**

long cycling green ring

## BICIMAD

**340,669**

users

**2.2 M**

hours of use

**7.6 M**

journeys




## CITY BUSES

**100%**

accessible fleet

**100%**

“GREEN FLEET”:



## ACTIVE MOBILITY

**33%**

of citizens walk in their daily live



# A family city

## CHILDHOOD

511

nursery schools



8,978

play elements in children's playgrounds

## NON-UNIVERSITY EDUCATION

Students enrolled

→ Academic Year 2023-2024

38,691

STUDENTS IN STAGE ONE NURSERY SCHOOL  
→ 0 TO 3 YEARS

72,780

STUDENTS IN STAGE TWO NURSERY SCHOOL  
→ 3 TO 6 YEARS

174,764

STUDENTS IN PRIMARY SCHOOL  
→ 6 TO 12 YEARS

125,942

STUDENTS IN COMPULSORY SECONDARY SCHOOL ("ESO")  
→ 12 TO 16 YEARS

47,051

STUDENTS IN UPPER SECONDARY SCHOOL ("BACHILLERATO")  
→ 16 TO 18 YEARS

77,853

STUDENTS ENROLLED IN VOCATIONAL TRAINING COURSES ("FP")

3,251

SPECIAL EDUCATION STUDENTS



## CRADLE OF SPANISH

12

official language schools



600 million speakers around the world

## UNIVERSITY EDUCATION

9

universities in the city of Madrid



students enrolled

→ Academic Year 2023-2024

250,241

undergraduate degrees

31,959

Master's degrees

15,142

PhD degrees



## Professional Qualifications

449,093

advanced engineering graduates, university degree graduates and senior management staff employed in the city of Madrid

→ 21% OF THE TOTAL

194,287

3-year technical engineering degree graduates, qualified specialists and assistants employed in the city of Madrid

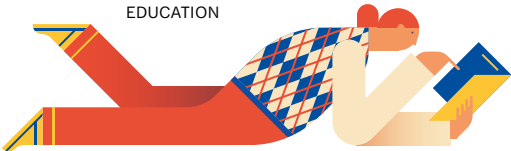
→ 9% OF THE TOTAL

## Higher education



57.31%

OF THE CITY OF MADRID'S LABOUR FORCE HAS HIGHER EDUCATION



# A vibrant city

## MUSEUM VISITORS

PRADO MUSEUM:

**3,241,263**  
visitors

REINA SOFÍA MUSEUM:

**2,530,560**  
visitors

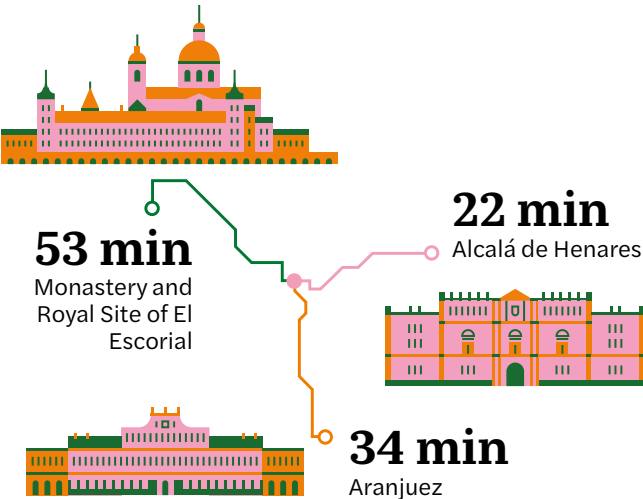
THYSSEN-BORNEMISZA MUSEUM:

**1,012,660**  
visitors

MUNICIPAL MUSEUMS:

**893,137**  
visitors

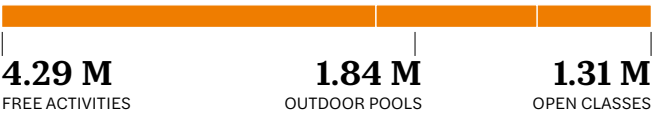
## DISTANCE TO UNESCO WORLD HERITAGE SITES



## SPORTS

**2,521**  
sports facilities in  
municipal sports centres

**7,465,531**  
Sports Activities reservations



## CONCERTS

**98**  
concert venues in  
the region of Madrid

**24,910**  
live concerts

Movistar Arena

**4<sup>th</sup>**  
venue worldwide in  
activity and sales

*The highest-rated attribute  
by citizens is related to  
the cultural, leisure and  
entertainment offer, with  
a score of 8 out of 10*



## AUDIOVISUAL

**38**  
cinemas in the  
city of Madrid

**79**  
cinemas in the  
region of Madrid

**15 M**  
viewers in  
cinemas in the  
region of Madrid

**223**  
screening rooms  
in the city of  
Madrid

**541**  
screening rooms  
in the region of  
Madrid

**1,328**  
films screened  
in the region of  
Madrid



## Filming activity in the city

**41**  
films

**55**  
series

**410**  
commercials



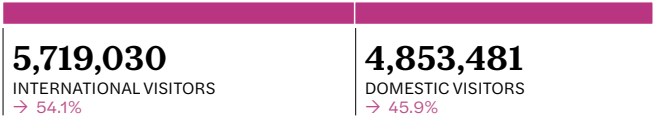
# An attractive city

## VISITORS

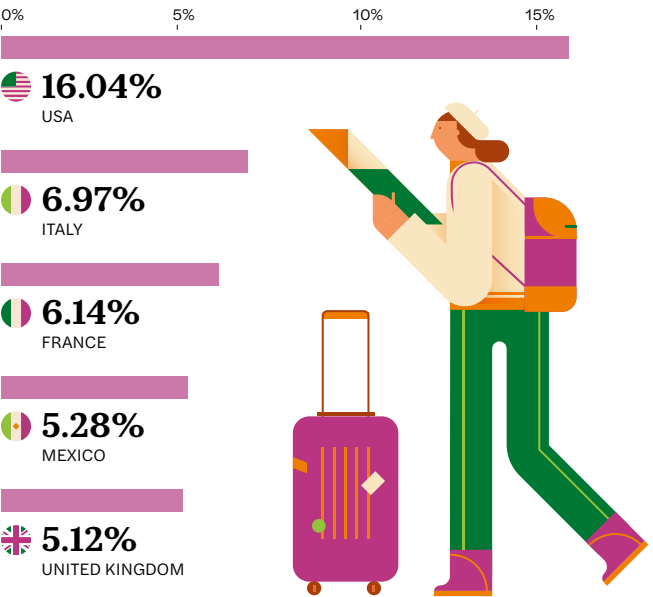
10.57 M

visitors to the city of Madrid

2nd best destination in the world



## INTERNATIONAL TOURIST ARRIVALS BY COUNTRY - TOP 5



## TOURIST SPENDING

€ 13.33B

total expenditure by international tourists



## BUSINESS TOURISM (MICE)

53,560

meetings held in the city of Madrid

Origin of participants

2.66 M

of participants in meetings held in Madrid

69.6%  
NATIONAL

30.4%  
INTERNATIONAL

€7.565 B

total economic impact

## GASTRONOMY


15

Centuries-old restaurants in the city of Madrid



26

Michelin-starred restaurants in the city of Madrid:



# Economic and opportunity driver

## GROSS DOMESTIC PRODUCT

€181.28 B

GDP of the city of Madrid

52,386 €

GDP per capita in the city of Madrid

30,812 €

GDP per capita national average

### GDP by Sector of Activity in the City of Madrid

3.70%

CONSTRUCTION

7.70%

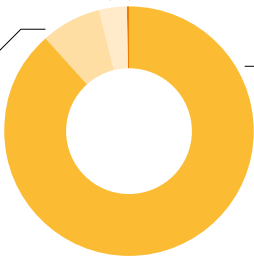
MINING, INDUSTRY AND ENERGY

0.04%

AGRICULTURE AND LIVESTOCK FARMING

88.57%

SERVICES



## AVERAGE ANNUAL HOUSEHOLD EXPENDITURE

37,253 €

average annual household expenditure in the city of Madrid

15,530 €

average annual expenditure per person in the city of Madrid



## OVERVIEW OF THE LABOUR MARKET IN THE CITY

2.32 M

social security affiliates in the city of Madrid


### Contracts by Sex

50.31%

MALE

49.69%

FEMALE



### Contracts by Sector of Activity

91.94%

SERVICES

2.84%

INDUSTRY

4.99%

CONSTRUCTION

0.23%

AGRICULTURE



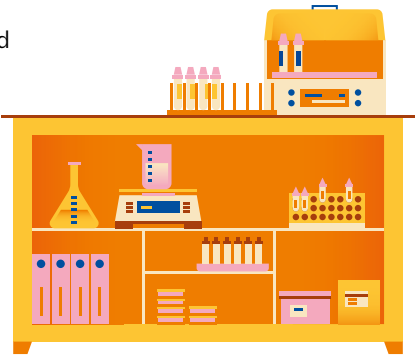
## RESEARCH AND DEVELOPMENT (R&D)

€6.040 B

expenditure on R&D in the region of Madrid

1,960

R&D companies in the region of Madrid



FOREIGN TRADE IN THE REGION OF MADRID

Exports

€51.068 B

export volume in the region of Madrid

The Region of Madrid's Exports by Country of Destination



Imports

€98.355 B

import volume in the region of Madrid

Imports in the Region of Madrid by Country of Origin

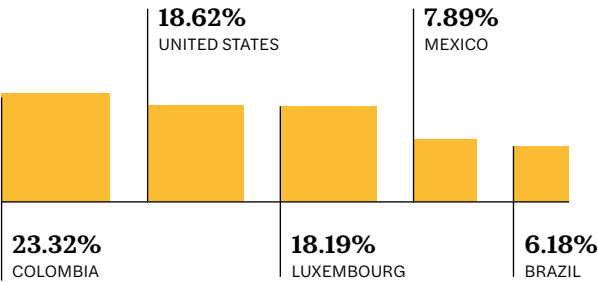


FOREIGN INVESTMENT IN THE REGION OF MADRID

€19.252 B

invested abroad by the region of Madrid

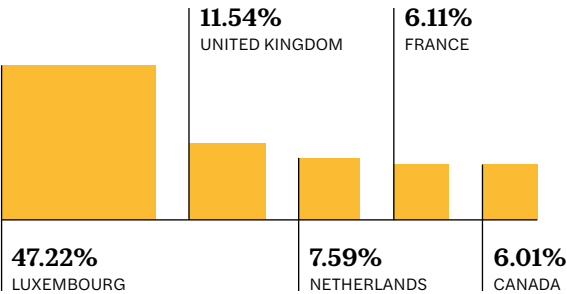
by Country of Destination



€16.853 B

of foreign direct investment (FDI) received in the region

by Country of Origin




# A connected city

## TRANSPORT

60.2 M

passengers at Adolfo Suarez-Madrid Barajas Airport



Gateway to Latin America in Europe

Estimated flying time from Madrid

1 hr 05 min — Lisbon	8 hr 05 min — Toronto
1 hr 50 min — Paris	8 hr 05 min — New York
2 hr — London	9 hr 20 min — Miami
2 hr — Milan	9 hr 45 min — Chicago
2 hr 10 min — Brussels	11 hr 50 min — Mexico City
2 hr 20 min — Rome	12 hr 10 min — New Delhi
2 hr 20 min — Amsterdam	12 hr 25 min — Los Angeles
2 hr 40 min — Frankfurt	12 hr 30 min — Shanghai
3 hr — Berlin	12 hr 40 min — Buenos Aires
4 hr 15 min — Istanbul	14 hr 20 min — Tokyo
4 hr 40 min — Moscow	15 hr 40 min — Singapore
	16 hr 45 min — Seoul

16.7 M

high-speed, long-haul and medium-haul passengers



CERCANÍAS MADRID  
COMMUTER RAIL NETWORK

229.9 M  
passengers

CITY BUSES


454.6 M  
passengers

METRO MADRID

662.3 M  
passengers

INTERCITY BUSES

273.2 M  
passengers

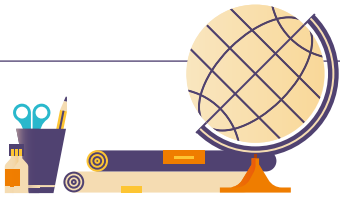


# A safe and caring city

## COOPERATION

1.7 M€

allocated to humanitarian aid



## MUNICIPAL VOLUNTEER PROGRAMME

19,153

volunteers in the municipal volunteer corps (“Voluntari@s por Madrid”)

“Madrid te Acompaña” is a program with an app that helps connect elderly people with local volunteers.

687

volunteer and humanitarian activities

## SECURITY AND EMERGENCY RESPONSE


5,924

municipal police officers



924

Samur-Protección Civil employees



1,478

firefighters



1,166

Samur-Protección Civil volunteers



General Coordination of the Mayor's  
General Directorate for Institutional Relations  
and Business Participation  
Strategic Projects and Business Participation Office  
Madrid City Council

© Madrid City Council. June 2025  
Legal Deposit No. M-13671-2025

